

www.mastercutdental.com • (833) 289-2877



**CAD CAM  
MILLING**

**HAND  
PIECE &  
LATHE**

**ISO  
BURS**

**Buy Direct from the Manufacturer**



PRECISION



RELIABILITY



TRUST



BEST VALUE


JANUARY 2025



# Highest Quality Manufacturing -- Highest Quality Laboratory Burs



Precision Grinding



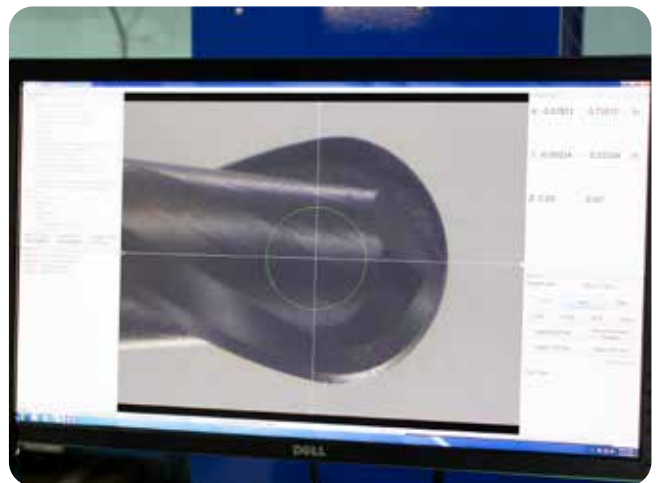
Laser Micrometer Measurement Systems



Innovative Production Cell



Advanced In-House Coating Systems



Tool Inspection at 100x Magnification

## A Leader in Innovation

From meeting existing market needs to implementing advanced solutions, Mastercut Dental Tools is recognized as a leader in innovation.

Utilizing various quality processes, we lead with creative solutions, positioning us on the forefront of the dental laboratory industry evolution.

### Custom Tooling

If you need a non-standard tool for a specific application, or our catalog offering does not feature your desired tool, please call and our team will offer the best solution.



### Quality Processes

ISO 9001:2015 certified- since 2003 we have maintained our quality systems to these strict international standards.



MAP- Mastercut Automated Production- providing you unmatched, consistent quality with a full line of CAD CAM burs, as well as standard HP, lathe and ISO burs.



A-Gr-SiV Carbide, the highest quality raw materials available, resulting in superior hardness and toughness in all laboratory applications.

## STORY OF MASTERCUT TOOL CORP.

In 1982, Mastercut Tool Corp. began in a small garage in Safety Harbor Florida, with one man and one hand grinding machine. Today we operate in over 70,000 square feet of manufacturing space.

For over 35 years, Mastercut Tool Corp. has successfully served various markets at home and abroad. All products are still manufactured in Florida, using the most advanced equipment, skilled craftspeople, and the exclusive Mastercut Automated Production technology.

## STORY OF MASTERCUT DENTAL TOOLS

Over a decade ago, we identified the dental lab industry as a market demanding premium precision burs to achieve the highest quality dental restorations. Mastercut Dental Tools was born to address that need for precision and quality.

In 2017, we formalized our vision and launched Mastercut Dental Tools meeting the needs of the dental lab industry, while offering convenient online buying direct from the manufacturer.


Whether it's a bur for an Amann Girrbach Ceramill or a bur for a ZirkonZahn, we've got what you need from A to Z.

## OUR TIMELINE

- 1985** > Mastercut Tool is incorporated in Safety Harbor, Florida with one man and one grinding machine.
- 1989** > Company builds its first bur manufacturing machine
- 1993** > Company abandons machine building to focus exclusively on tool manufacturing
- 1995** > Laser inspection systems implemented
- 2003** > ISO 9001:2000 certification achieved; first coating machine implemented
- 2004** > The MAP (Mastercut Automated Production) process is implemented
- 2005** > CNC 1st team (Customers' Needs Come 1st) implemented
- 2009** > ISO 9001:2008 certification achieved
- 2015** > 30th anniversary brings Florida facility expansion, European warehouse opens
- 2017** > Mastercut Dental Tools is created to meet demands for precision dental laboratory tools.
- 2018** > ISO 9001:2015 certification achieved
- 2020** > Mastercut Tool celebrates 35 years of quality and innovation.
- 2025** > Recognizing 40 years, and the implementation of various advanced technologies



Original Hand Grinder (1985)



Automated CNC Grinding (2024)

# TABLE OF CONTENTS

|                                                         |          |
|---------------------------------------------------------|----------|
| <b>CAD CAM Burs (By Machine Manufacturer) . . . . .</b> | <b>6</b> |
| CAD CAM Optional Coatings . . . . .                     | 7        |
| 3M™ Lava™ (DM308) . . . . .                             | 8        |
| Aidite (DM317) . . . . .                                | 10       |
| Amann Girrbach (DM309) . . . . .                        | 12       |
| ARUM - Axsys (DM315) . . . . .                          | 14       |
| DATRON (DM316) . . . . .                                | 16       |
| Dentsply Sirona(DM306) . . . . .                        | 18       |
| Digital Dental (DM305) . . . . .                        | 20       |
| imes-core (DM304) . . . . .                             | 22       |
| Ivoclar (DM3XX) . . . . .                               | 24       |
| Jensen Dental (DM303) . . . . .                         | 26       |
| KaVo (DM312) . . . . .                                  | 28       |
| Laserdentium (DM316) . . . . .                          | 30       |
| Origin - Haas (DM310) . . . . .                         | 32       |
| Roland (DM300) . . . . .                                | 34       |
| vhf (DM303) . . . . .                                   | 36       |
| Wieland (DM302, DM301) . . . . .                        | 38       |
| Yenadent (DM310) . . . . .                              | 40       |
| Zirkonzahn (DM311) . . . . .                            | 42       |

|                                                        |           |
|--------------------------------------------------------|-----------|
| <b>Hand Piece Burs &amp; Bench Lathe Burs. . . . .</b> | <b>44</b> |
| Hand Piece and Lathe Optional Coatings . . . . .       | 44        |
| Hand Piece and Lathe Cut Types Available . . . . .     | 45        |
| Hand Piece Carbide Burs . . . . .                      | 46        |
| Hand Piece Solid Carbide Burs . . . . .                | 48        |
| Flexible Partial Bur Series . . . . .                  | 48        |
| TriCutter . . . . .                                    | 50        |
| Step Drill . . . . .                                   | 50        |
| Fastmill Burs . . . . .                                | 50        |
| Bench Lathe Burs . . . . .                             | 52        |

|                                                          |           |
|----------------------------------------------------------|-----------|
| <b>ISO Burs . . . . .</b>                                | <b>54</b> |
| ISO Cut Types . . . . .                                  | 54        |
| Very Fine Double Cut (ISO 110) . . . . .                 | 56        |
| Fine Diamond Cut (ISO 141) . . . . .                     | 56        |
| Fine Double Left Cut (ISO 142) . . . . .                 | 58        |
| Fine Double Upcut with Chipbreaker (ISO 145) . . . . .   | 60        |
| Fine Straight Cut with Chipbreaker (ISO 132) . . . . .   | 60        |
| Fine Double Upcut (ISO 144) . . . . .                    | 60        |
| Medium Single Cut (ISO 175) . . . . .                    | 62        |
| Medium Double Cut (ISO 190) . . . . .                    | 64        |
| Medium Double Left Cut (ISO 192) . . . . .               | 66        |
| Medium Straight Cut with Chipbreaker (ISO 172) . . . . . | 66        |
| Medium Single Cut with Chipbreaker (ISO 176) . . . . .   | 66        |
| Coarse Single Cut (ISO 215) . . . . .                    | 68        |
| Coarse Double Cut (ISO 220) . . . . .                    | 68        |
| Very Coarse Double Cut (ISO 223) . . . . .               | 70        |

|                                         |           |
|-----------------------------------------|-----------|
| <b>Terms &amp; Conditions . . . . .</b> | <b>71</b> |
|-----------------------------------------|-----------|



Our CAD CAM offering includes burs compatible with the industry's most popular milling machines.

# CAD CAM MILLING



3M™ Lava™  
pages 8-9



Aidite  
pages 10-11



Amann Girrbach  
pages 12-13



ARUM - Axsys  
pages 14-15



DATRON  
pages 16-17



Dentsply Sirona  
pages 18-19



Digital Dental  
pages 20-21



imes-core  
pages 22-23



Ivoclar  
pages 24-25



Jensen Dental  
pages 26-27



Kavo  
pages 28-29



Laserdentium  
pages 30-31



Origin - Haas  
pages 32-33



Roland  
pages 34-35



vhf  
pages 36-37



Wieland  
pages 38-39



Yenadent  
pages 40-41



Zirkonzahn  
pages 42-43

# Mastercut Dental CAD CAM Bur Coatings

Best Suited for:



Uncoated

## Uncoated Milling Burs

Reliable performance in an array of materials including wax, PMMA and PEEK.

In CAD CAM milling, our uncoated burs with highly polished flutes provide an ideal option for the milling of wax, PMMA and PEEK. While uncoated burs are commonly used for milling zirconia, our CVD Real Diamond coated tools offer enhanced tool life with these more abrasive materials.



PowerRD (Real Diamond CVD)



Best Suited for:



Real Diamond CVD Coating provides outstanding milling bur life for machining Zirconia.

**PowerRD (Chemical Vapor Deposition Diamond) (append-7)**

Vickers Hardness: approximately 8,000 Vickers  
Our CVD Real Diamond Coating has all the extreme chemical and physical properties of natural diamond. Essentially pure diamond formed as interconnected diamond micro-crystallites, it is grown directly on the tool substrate using Chemical Vapor Deposition.

Our PowerRD is not to be mistaken for competitive DLC (Diamond Like Carbon) coated milling burs. Diamond-like carbon coating is a PVD nanocomposite and although it shares some properties of natural diamond it has a dramatically inferior performance.

For the highest yield in Zirconia milling, always choose a MasterCut CVD Real Diamond coated tool. The difference is REAL.



PowerN (nACo)



Best Suited for:



PowerN Coating ideal for machining Titanium and Cobalt Chrome.

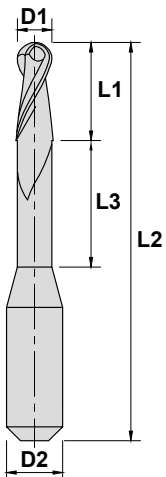
**PowerN (nACo) nano-composite (nc-AlTiN)/(α-Si<sup>3</sup>N<sup>4</sup>) (append-5)**

Vickers Hardness: approximately 4,500 Vickers  
PowerN coated milling burs are extremely wear-resistant, permitting the high machining speeds encountered in dental CAD CAM milling. PowerN coating offers outstanding performance in superalloys, hard material machining and high heat applications. Tough materials such as Titanium and CoCr are optimally machined using our PowerN coated tools.



| Part No.    | Materials | Cut Diameter |     | Length of Cut |    | Shank Diameter |   | Overall Length |   | Neck Length |  | No. of Flutes | End Type | Coating | \$ US |
|-------------|-----------|--------------|-----|---------------|----|----------------|---|----------------|---|-------------|--|---------------|----------|---------|-------|
|             |           | D1           | L1  | D2            | L2 | L3             |   |                |   |             |  |               |          |         |       |
| DM308-002   |           | 0.6          | 1.8 | 3             | 39 | 8.2            | 2 | Ball           | - | 30.37       |  |               |          |         |       |
| DM308-004   |           | 1            | 3   | 3             | 39 | 13             | 2 | Ball           | - | 30.37       |  |               |          |         |       |
| DM308-006   |           | 1            | 3   | 3             | 50 | 22             | 2 | Ball           | - | 30.37       |  |               |          |         |       |
| DM308-008   |           | 2            | 6   | 3             | 39 | 10             | 2 | Ball           | - | 30.37       |  |               |          |         |       |
| DM308-010   |           | 2            | 6   | 3             | 50 | 19             | 2 | Ball           | - | 30.37       |  |               |          |         |       |
| DM308-002-7 |           | 0.6          | 1.8 | 3             | 39 | 8.2            | 2 | Ball           |   | 90.51       |  |               |          |         |       |
| DM308-004-7 |           | 1            | 3   | 3             | 39 | 13             | 2 | Ball           |   | 90.51       |  |               |          |         |       |
| DM308-006-7 |           | 1            | 3   | 3             | 50 | 22             | 2 | Ball           |   | 90.51       |  |               |          |         |       |
| DM308-008-7 |           | 2            | 6   | 3             | 39 | 10             | 2 | Ball           |   | 90.51       |  |               |          |         |       |
| DM308-010-7 |           | 2            | 6   | 3             | 50 | 19             | 2 | Ball           |   | 90.51       |  |               |          |         |       |
| DM308-004-5 |           | 1            | 3   | 3             | 39 | 13             | 2 | Ball           |   | 33.47       |  |               |          |         |       |
| DM308-008-5 |           | 2            | 6   | 3             | 39 | 10             | 2 | Ball           |   | 33.47       |  |               |          |         |       |

CUTTING EDGE TOLERANCE +0.000/-0.051mm  
3mm SHANK TOLERANCE (h6) +0.000/-0.006mm

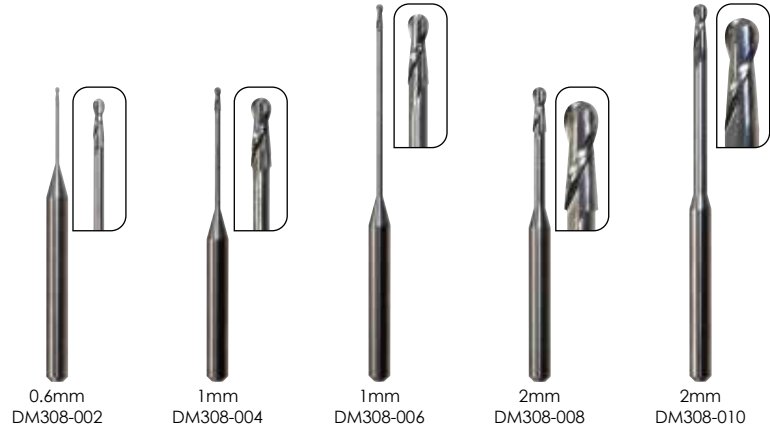


**Machine Models**  
Lava™: CNC 240,  
CAM 4-K4, CNC 500



## Uncoated

CUTTING EDGE TOLERANCE  $+0.000/-0.051\text{mm}$   
 3mm SHANK TOLERANCE (h6)  $+0.000/-0.006\text{mm}$

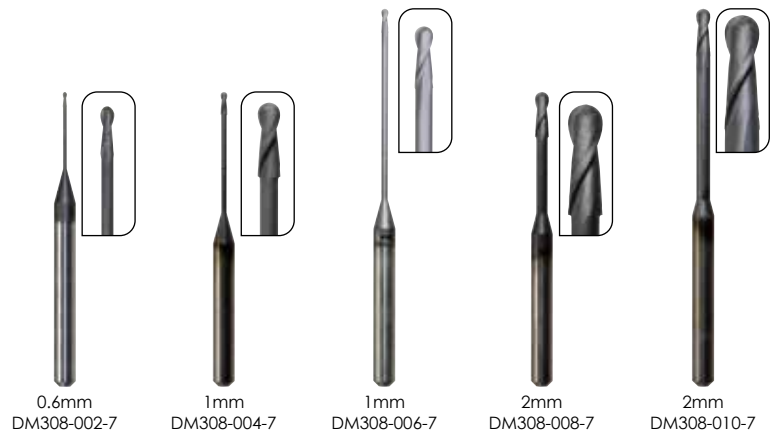


## CVD Real Diamond Coating - PowerRD

CUTTING EDGE TOLERANCE  $+0.000/-0.051\text{mm}$   
 3mm SHANK TOLERANCE (h6)  $+0.000/-0.006\text{mm}$



Real Diamond CVD Coating provides outstanding milling bur life for machining Zirconia.

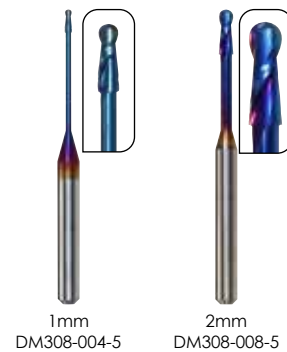


## nACo Coating - PowerN

CUTTING EDGE TOLERANCE  $+0.000/-0.051\text{mm}$   
 3mm SHANK TOLERANCE (h6)  $+0.000/-0.006\text{mm}$



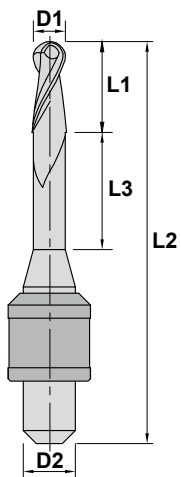
PowerN Coating ideal for machining Titanium and CoCr.





| Part No.    | Materials | Cut Diameter |      | Length of Cut |    | Shank Diameter |   | Overall Length |   | Neck Length |  | No. of Flutes | End Type | Coating | \$ US |
|-------------|-----------|--------------|------|---------------|----|----------------|---|----------------|---|-------------|--|---------------|----------|---------|-------|
|             |           | D1           | L1   | D2            | L2 | L3             |   |                |   |             |  |               |          |         |       |
| DM317-002   |           | 0.6          | 1    | 4             | 50 | 5.3            | 2 | Ball           | - | 34.08       |  |               |          |         |       |
| DM317-004   |           | 1            | 2.5  | 4             | 50 | 13.5           | 2 | Ball           | - | 34.08       |  |               |          |         |       |
| DM317-008   |           | 1.5          | 4    | 4             | 50 | 16             | 4 | Square         | - | 34.08       |  |               |          |         |       |
| DM317-006   |           | 2            | 5.75 | 4             | 50 | 10.5           | 2 | Ball           | - | 34.08       |  |               |          |         |       |
| DM317-002-7 |           | 0.6          | 1    | 4             | 50 | 5.3            | 2 | Ball           |   | 90.51       |  |               |          |         |       |
| DM317-004-7 |           | 1            | 2.5  | 4             | 50 | 13.5           | 2 | Ball           |   | 90.51       |  |               |          |         |       |
| DM317-008-7 |           | 1.5          | 4    | 4             | 50 | 16             | 4 | Square         |   | 90.51       |  |               |          |         |       |
| DM317-006-7 |           | 2            | 5.75 | 4             | 50 | 10.5           | 2 | Ball           |   | 90.51       |  |               |          |         |       |

CUTTING EDGE TOLERANCE  $+0.000/-0.051\text{mm}$   
3mm SHANK TOLERANCE (h6)  $+0.000/-0.006\text{mm}$

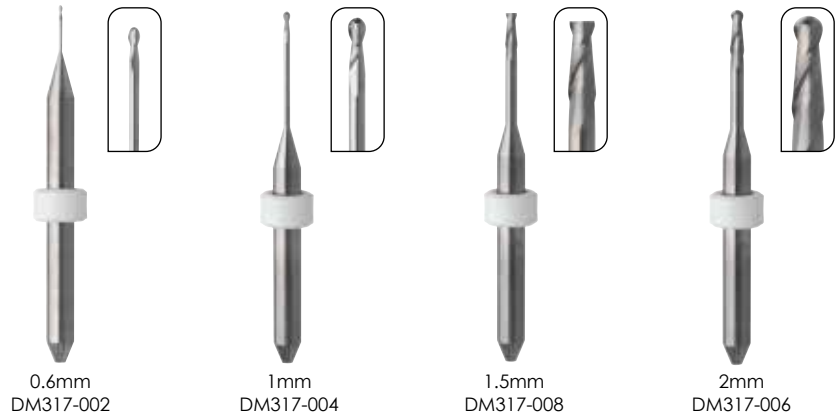


**Machine Models**  
AMW-520, AMD-500, AMD-500DC

## Uncoated



CUTTING EDGE TOLERANCE  $+0.000/-0.051\text{mm}$   
 3mm SHANK TOLERANCE (h6)  $+0.000/-0.006\text{mm}$



0.6mm  
DM317-002

1mm  
DM317-004

1.5mm  
DM317-008

2mm  
DM317-006

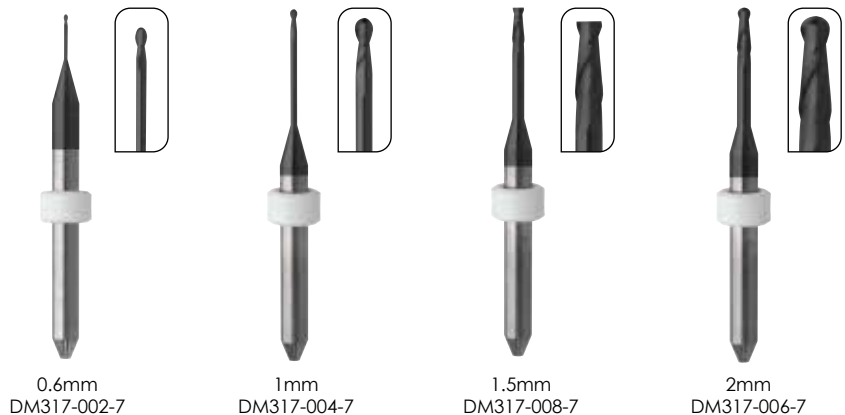
## CVD Real Diamond Coating - PowerRD



CUTTING EDGE TOLERANCE  $+0.000/-0.051\text{mm}$   
 3mm SHANK TOLERANCE (h6)  $+0.000/-0.006\text{mm}$



Real Diamond CVD Coating provides  
 outstanding milling bur life for  
 machining Zirconia.



0.6mm  
DM317-002-7

1mm  
DM317-004-7

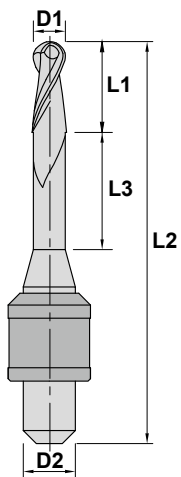
1.5mm  
DM317-008-7

2mm  
DM317-006-7



| Part No.    | Materials | Cut Diameter | Length of Cut | Shank Diameter | Overall Length | Neck Length | No. of Flutes | End Type | Coating | \$ US |
|-------------|-----------|--------------|---------------|----------------|----------------|-------------|---------------|----------|---------|-------|
|             |           | D1           | L1            | D2             | L2             | L3          |               |          |         |       |
| DM309-002   |           | 0.3          | 0.6           | 3              | 47             | 9.4         | 2             | Ball     | -       | 34.08 |
| DM309-004   |           | 0.6          | 1             | 3              | 47             | 9           | 2             | Ball     | -       | 34.08 |
| DM309-006   |           | 1            | 2             | 3              | 47             | 14          | 2             | Ball     | -       | 34.08 |
| DM309-008   |           | 2.5          | 4             | 3              | 47             | 13          | 2             | Ball     | -       | 34.08 |
| DM309-004-7 |           | 0.6          | 1             | 3              | 47             | 9           | 2             | Ball     |         | 90.51 |
| DM309-006-7 |           | 1            | 2             | 3              | 47             | 14          | 2             | Ball     |         | 90.51 |
| DM309-008-7 |           | 2.5          | 4             | 3              | 47             | 13          | 2             | Ball     |         | 90.51 |
| DM309-006-5 |           | 1            | 2             | 3              | 47             | 14          | 2             | Ball     |         | 37.18 |
| DM309-008-5 |           | 2.5          | 4             | 3              | 47             | 13          | 2             | Ball     |         | 37.18 |

CUTTING EDGE TOLERANCE  $+0.000/-0.051\text{mm}$   
3mm SHANK TOLERANCE (h6)  $+0.000/-0.006\text{mm}$




**Machine Models**

Amann Girrbach  
Ceramill Matik, Mikro 4X, 5X, Micro ic, Motion2

## Uncoated

CUTTING EDGE TOLERANCE  $+0.000/-0.051\text{mm}$   
 3mm SHANK TOLERANCE (h6)  $+0.000/-0.006\text{mm}$



## CVD Real Diamond Coating - PowerRD

CUTTING EDGE TOLERANCE  $+0.000/-0.051\text{mm}$   
 3mm SHANK TOLERANCE (h6)  $+0.000/-0.006\text{mm}$



Real Diamond CVD Coating provides outstanding milling bur life for machining Zirconia.



## nACo Coating - PowerN

CUTTING EDGE TOLERANCE  $+0.000/-0.051\text{mm}$   
 3mm SHANK TOLERANCE (h6)  $+0.000/-0.006\text{mm}$



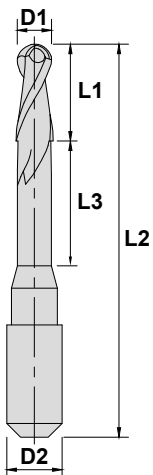
PowerN Coating ideal for machining Titanium and CoCr.





| Part No.    | Materials            | Cut Diameter | Length of Cut | Shank Diameter | Overall Length | Neck Length | No. of Flutes | End Type          | Coating  | \$ US |
|-------------|----------------------|--------------|---------------|----------------|----------------|-------------|---------------|-------------------|----------|-------|
|             |                      | D1           | L1            | D2             | L2             | L3          |               |                   |          |       |
| DM315-050   | [Yellow][Red][Brown] | 0.6          | 1.5           | 4              | 45             | 9.5         | 2             | Ball              | -        | 33.06 |
| DM315-052   | [Yellow][Red][Brown] | 1            | 2             | 4              | 44             | 9           | 2             | Ball              | -        | 33.06 |
| DM315-054   | [Yellow][Red][Brown] | 1.5          | 3             | 4              | 47             | 12          | 2             | Ball              | -        | 33.06 |
| DM315-056   | [Yellow][Red][Brown] | 2            | 6             | 4              | 50             | 12.5        | 2             | Ball              | -        | 33.06 |
| DM315-048   | [Yellow][Red][Brown] | 3            | 6             | 4              | 50             | 14          | 1             | Ball              | -        | 33.06 |
| DM315-046   | [Yellow][Red][Brown] | 4            | 10            | 4              | 50             | 11          | 1             | Ball              | -        | 33.06 |
| DM315-002-7 | [Green]              | 0.3          | 1             | 4              | 45             | -           | 2             | Ball              | POWER RD | 90.51 |
| DM315-008-7 | [Green]              | 0.6          | 1.8           | 4              | 45             | 11.2        | 2             | Ball              | POWER RD | 90.51 |
| DM315-014-7 | [Green]              | 1            | 3             | 4              | 50             | 13          | 2             | Ball              | POWER RD | 90.51 |
| DM315-020-7 | [Green]              | 1.5          | 4.5           | 4              | 50             | 11.5        | 2             | Ball              | POWER RD | 90.51 |
| DM315-026-7 | [Green]              | 2            | 6             | 4              | 50             | 14          | 2             | Ball              | POWER RD | 90.51 |
| DM315-004-7 | [Green]              | 0.3          | 1             | 6              | 63             | -           | 2             | Ball              | POWER RD | 90.51 |
| DM315-010-7 | [Green]              | 0.6          | 1.8           | 6              | 63             | 11.2        | 2             | Ball              | POWER RD | 90.51 |
| DM315-016-7 | [Green]              | 1            | 3             | 6              | 63             | 13          | 2             | Ball              | POWER RD | 90.51 |
| DM315-022-7 | [Green]              | 1.5          | 4.5           | 6              | 63             | 11.5        | 2             | Ball              | POWER RD | 90.51 |
| DM315-028-7 | [Green]              | 2            | 6             | 6              | 63             | 14          | 2             | Ball              | POWER RD | 90.51 |
| DM315-032-7 | [Green]              | 3            | 9             | 6              | 63             | 11          | 2             | Ball              | POWER RD | 90.51 |
| DM315-006-5 | [Grey][Blue]         | 0.3          | 1             | 6              | 50             | -           | 2             | Ball              | POWER N  | 44.00 |
| DM315-012-5 | [Grey][Blue]         | 0.6          | 1.2           | 6              | 50             | 1.8         | 2             | Ball              | POWER N  | 44.00 |
| DM315-018-5 | [Grey][Blue]         | 1            | 2             | 6              | 50             | 8           | 2             | Ball              | POWER N  | 44.00 |
| DM315-024-5 | [Grey][Blue]         | 1.5          | 3             | 6              | 50             | 7           | 2             | Ball              | POWER N  | 44.00 |
| DM315-030-5 | [Grey][Blue]         | 2            | 4             | 6              | 50             | 8           | 2             | Ball              | POWER N  | 44.00 |
| DM315-034-5 | [Grey][Blue]         | 3            | 6             | 6              | 50             | 6           | 2             | Ball              | POWER N  | 44.00 |
| DM315-136-5 | [Grey][Blue]         | 1.75         | 7             | 6              | 50             | 7           | 2             | Square            | POWER N  | 44.00 |
| DM315-138-5 | [Grey][Blue]         | 2            | 9             | 6              | 55             | 9           | 2             | Square            | POWER N  | 44.00 |
| DM315-140-5 | [Grey][Blue]         | 2            | 4             | 6              | 50             | 2           | 2             | Square            | POWER N  | 44.00 |
| DM315-242-5 | [Grey][Blue]         | 1.5          | 14            | 6              | 50             | -           | 2             | Split Point Drill | POWER N  | 44.00 |
| DM315-244-5 | [Grey][Blue]         | 2.3          | 18            | 6              | 55             | -           | 2             | Split Point Drill | POWER N  | 44.00 |

CUTTING EDGE TOLERANCE +0.000/-0.051mm  
4mm SHANK TOLERANCE (h6) +0.000/-0.008mm  
6mm SHANK TOLERANCE (h6) +0.000/-0.008mm




**Machine Models**  
ARUM/Axsys VersaMill

5X, 5X-200, 4X-100, 5X400,  
and 5X450

## Uncoated



CUTTING EDGE TOLERANCE  $+0.000/-0.051\text{mm}$   
 3mm SHANK TOLERANCE (h6)  $+0.000/-0.006\text{mm}$



## CVD Real Diamond Coating - PowerRD

CUTTING EDGE TOLERANCE  $+0.000/-0.051\text{mm}$ , 4mm SHANK TOLERANCE (h6)  $+0.000/-0.008\text{mm}$ , 6mm SHANK TOLERANCE (h6)  $+0.000/-0.008\text{mm}$



Real Diamond CVD Coating provides outstanding milling bur life for machining Zirconia.

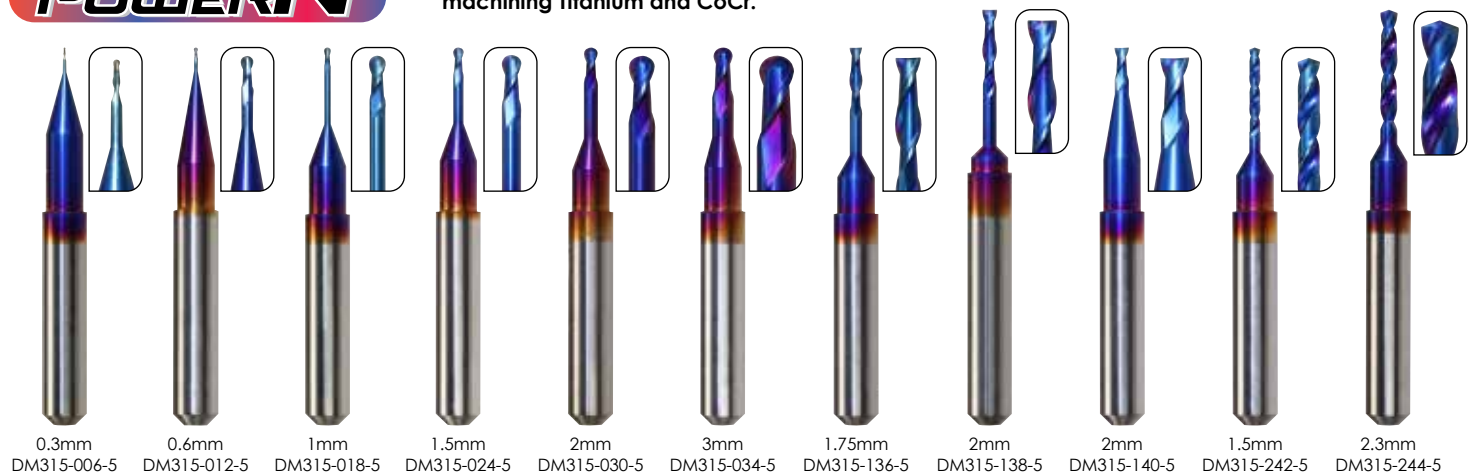


## nACo Coating - PowerN

CUTTING EDGE TOLERANCE  $+0.000/-0.051\text{mm}$ , 4mm SHANK TOLERANCE (h6)  $+0.000/-0.008\text{mm}$ , 6mm SHANK TOLERANCE (h6)  $+0.000/-0.008\text{mm}$



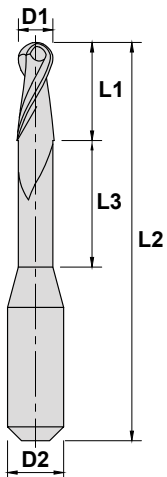
PowerN Coating ideal for machining Titanium and CoCr.





| Part No.    | Materials | Cut Diameter | Length of Cut | Shank Diameter | Overall Length | Neck Length | No. of Flutes | End Type | Coating | \$ US |
|-------------|-----------|--------------|---------------|----------------|----------------|-------------|---------------|----------|---------|-------|
|             |           | D1           | L1            | D2             | L2             | L3          |               |          |         |       |
| DM316-002   |           | 0.6          | 2.5           | 3              | 48             | 7.5         | 2             | Ball     | -       | 35.32 |
| DM316-006   |           | 1            | 4             | 3              | 48             | 14          | 2             | Ball     | -       | 35.32 |
| DM316-010   |           | 2.5          | 5             | 3              | 48             | 20          | 2             | Ball     | -       | 35.32 |
| DM316-004   |           | 0.6          | 2.5           | 6              | 50             | 7.5         | 2             | Ball     | -       | 35.32 |
| DM316-008   |           | 1            | 4             | 6              | 50             | 14          | 2             | Ball     | -       | 35.32 |
| DM316-012   |           | 2.5          | 5             | 6              | 50             | 20          | 2             | Ball     | -       | 35.32 |
| DM316-002-7 |           | 0.6          | 2.5           | 3              | 48             | 7.5         | 2             | Ball     |         | 90.51 |
| DM316-006-7 |           | 1            | 4             | 3              | 48             | 14          | 2             | Ball     |         | 90.51 |
| DM316-010-7 |           | 2.5          | 5             | 3              | 48             | 20          | 2             | Ball     |         | 90.51 |
| DM316-004-7 |           | 0.6          | 2.5           | 6              | 50             | 7.5         | 2             | Ball     |         | 90.51 |
| DM316-008-7 |           | 1            | 4             | 6              | 50             | 14          | 2             | Ball     |         | 90.51 |
| DM316-012-7 |           | 2.5          | 5             | 6              | 50             | 20          | 2             | Ball     |         | 90.51 |
| DM316-006-5 |           | 1            | 4             | 3              | 48             | 14          | 2             | Ball     |         | 40.29 |
| DM316-010-5 |           | 2.5          | 5             | 3              | 48             | 20          | 2             | Ball     |         | 40.29 |
| DM316-008-5 |           | 1            | 4             | 6              | 50             | 14          | 2             | Ball     |         | 40.29 |
| DM316-012-5 |           | 2.5          | 5             | 6              | 50             | 20          | 2             | Ball     |         | 40.29 |

CUTTING EDGE TOLERANCE  $+0.000/-0.051\text{mm}$   
 3mm SHANK TOLERANCE (h6)  $+0.000/-0.006\text{mm}$   
 6mm SHANK TOLERANCE (h6)  $+0.000/-0.008\text{mm}$




**Machine Models**  
Datron D5



## Uncoated



CUTTING EDGE TOLERANCE  $+0.000/-0.051\text{mm}$   
 3mm SHANK TOLERANCE (h6)  $+0.000/-0.006\text{mm}$   
 6mm SHANK TOLERANCE (h6)  $+0.000/-0.008\text{mm}$



## CVD Real Diamond Coating - PowerRD



CUTTING EDGE TOLERANCE  $+0.000/-0.051\text{mm}$   
 3mm SHANK TOLERANCE (h6)  $+0.000/-0.006\text{mm}$   
 6mm SHANK TOLERANCE (h6)  $+0.000/-0.008\text{mm}$



Real Diamond CVD Coating provides outstanding milling bur life for machining Zirconia.




## nAco Coating - PowerN



CUTTING EDGE TOLERANCE  $+0.000/-0.051\text{mm}$   
 3mm SHANK TOLERANCE (h6)  $+0.000/-0.006\text{mm}$   
 6mm SHANK TOLERANCE (h6)  $+0.000/-0.008\text{mm}$



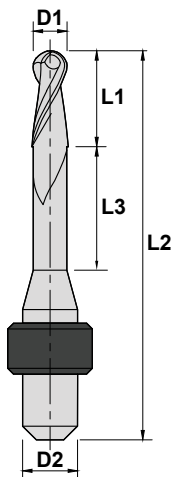
PowerN Coating ideal for machining Titanium and CoCr.





| Part No.    | Materials | Cut Diameter | Length of Cut | Shank Diameter | Overall Length | Neck Length | No. of Flutes | End Type | Coating | \$ US |
|-------------|-----------|--------------|---------------|----------------|----------------|-------------|---------------|----------|---------|-------|
|             |           | D1           | L1            | D2             | L2             | L3          |               |          |         |       |
| DM306-014   |           | 0.5          | 1             | 3              | 42             | 4           | 2             | Ball     | -       | 34.08 |
| DM306-016   |           | 1            | 3             | 3              | 43             | 14          | 2             | Ball     | -       | 34.08 |
| DM306-018   |           | 2.5          | 4             | 3              | 44             | 20          | 2             | Ball     | -       | 34.08 |
| DM306-004   |           | 0.5          | 1             | 3              | 42             | 4           | 2             | Ball     | -       | 34.08 |
| DM306-008   |           | 1            | 3             | 3              | 43             | 14          | 2             | Ball     | -       | 34.08 |
| DM306-010   |           | 2.5          | 4             | 3              | 44             | 20          | 2             | Ball     | -       | 34.08 |
| DM306-004-7 |           | 0.5          | 1             | 3              | 42             | 4           | 2             | Ball     |         | 90.51 |
| DM306-008-7 |           | 1            | 3             | 3              | 43             | 14          | 2             | Ball     |         | 90.51 |
| DM306-012-7 |           | 2.5          | 4             | 3              | 44             | 20          | 4             | Ball     |         | 90.51 |
| DM306-008-5 |           | 1            | 3             | 3              | 43             | 14          | 2             | Ball     |         | 37.18 |
| DM306-010-5 |           | 2.5          | 4             | 3              | 44             | 20          | 2             | Ball     |         | 37.18 |
| DM306-012-5 |           | 2.5          | 4             | 3              | 44             | 20          | 4             | Ball     |         | 37.18 |

CUTTING EDGE TOLERANCE +0.000/-0.051mm  
3mm SHANK TOLERANCE (h6) +0.000/-0.006mm



**Machine Models**  
InLab MC X5

## Uncoated

CUTTING EDGE TOLERANCE  $+0.000/-0.051\text{mm}$   
 3mm SHANK TOLERANCE (h6)  $+0.000/-0.006\text{mm}$




## CVD Real Diamond Coating - PowerRD

CUTTING EDGE TOLERANCE  $+0.000/-0.051\text{mm}$   
 3mm SHANK TOLERANCE (h6)  $+0.000/-0.006\text{mm}$



Real Diamond CVD Coating provides outstanding milling bur life for machining Zirconia.



## nACo Coating - PowerN

CUTTING EDGE TOLERANCE  $+0.000/-0.051\text{mm}$   
 3mm SHANK TOLERANCE (h6)  $+0.000/-0.006\text{mm}$

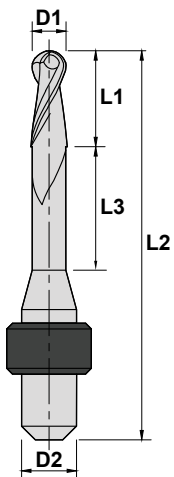


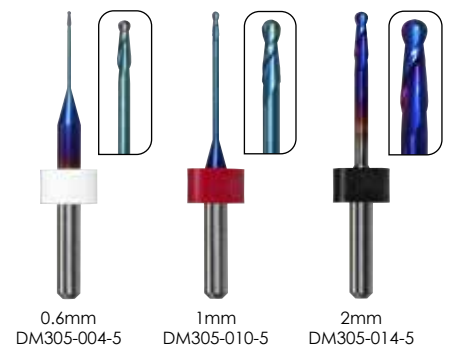


PowerN Coating ideal for machining Titanium and CoCr.





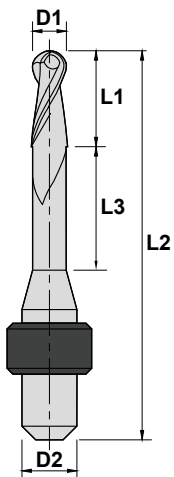
| Part No.    | Materials | Cut Diameter | Length of Cut | Shank Diameter | Overall Length | Neck Length | No. of Flutes | End Type | Coating | \$ US |
|-------------|-----------|--------------|---------------|----------------|----------------|-------------|---------------|----------|---------|-------|
|             |           | D1           | L1            | D2             | L2             | L3          |               |          |         |       |
| DM305-002   |           | 0.3          | 0.9           | 3.175          | 38.1           | -           | 2             | Ball     | -       | 26.65 |
| DM305-004   |           | 0.6          | 1.8           | 3.175          | 38.1           | 8.2         | 2             | Ball     | -       | 26.65 |
| DM305-006   |           | 0.8          | 2.4           | 3.175          | 38.1           | -           | 2             | Ball     | -       | 26.65 |
| DM305-010   |           | 1            | 3             | 3.175          | 38.1           | 13.6        | 2             | Ball     | -       | 26.65 |
| DM305-014   |           | 2            | 6             | 3.175          | 38.1           | 14          | 2             | Ball     | -       | 26.65 |
| DM305-016   |           | 3.175        | 9.525         | 3.175          | 38.1           | -           | 2             | Ball     | -       | 26.65 |
| DM305-004-7 |           | 0.6          | 1.8           | 3.175          | 38.1           | 8.2         | 2             | Ball     |         | 90.51 |
| DM305-006-7 |           | 0.8          | 2.4           | 3.175          | 38.1           | -           | 2             | Ball     |         | 90.51 |
| DM305-010-7 |           | 1            | 3             | 3.175          | 38.1           | 13.6        | 2             | Ball     |         | 90.51 |
| DM305-014-7 |           | 2            | 6             | 3.175          | 38.1           | 14          | 2             | Ball     |         | 90.51 |
| DM305-016-7 |           | 3.175        | 9.525         | 3.175          | 38.1           | -           | 2             | Ball     |         | 90.51 |
| DM305-004-5 |           | 0.6          | 1.8           | 3.175          | 38.1           | 8.2         | 2             | Ball     |         | 33.47 |
| DM305-010-5 |           | 1            | 3             | 3.175          | 38.1           | 13.6        | 2             | Ball     |         | 33.47 |
| DM305-014-5 |           | 2            | 6             | 3.175          | 38.1           | 14          | 2             | Ball     |         | 33.47 |







| Part No.    | Materials | Cut Diameter | Length of Cut | Shank Diameter | Overall Length | Neck Length | No. of Flutes | End Type | Coating | \$ US |
|-------------|-----------|--------------|---------------|----------------|----------------|-------------|---------------|----------|---------|-------|
|             |           | D1           | L1            | D2             | L2             | L3          |               |          |         |       |
| DM304-002   |           | 0.6          | 1.8           | 3              | 48             | 8.2         | 2             | Ball     | -       | 30.37 |
| DM304-004   |           | 0.6          | 4.8           | 3              | 48             | -           | 2             | Ball     | -       | 30.37 |
| DM304-010   |           | 1            | 3             | 3              | 48             | 12          | 2             | Ball     | -       | 30.37 |
| DM304-014   |           | 2.5          | 7.5           | 3              | 48             | 12.5        | 2             | Ball     | -       | 30.37 |
| DM304-022   |           | 1            | 2             | 6              | 53             | 11.5        | 1             | Ball     | -       | 30.37 |
| DM304-020   |           | 2.5          | 5             | 6              | 53             | 15          | 1             | Ball     | -       | 30.37 |
| DM304-018   |           | 4            | 15            | 6              | 56             | 17          | 1             | Square   | -       | 30.37 |
| DM304-006   |           | 0.6          | 1.8           | 6              | 53             | 8.2         | 2             | Ball     | -       | 30.37 |
| DM304-008   |           | 0.6          | 4.8           | 6              | 53             | -           | 2             | Ball     | -       | 30.37 |
| DM304-012   |           | 1            | 3             | 6              | 53             | 12          | 2             | Ball     | -       | 30.37 |
| DM304-016   |           | 2.5          | 7.5           | 6              | 53             | 12.5        | 2             | Ball     | -       | 30.37 |
| DM304-002-7 |           | 0.6          | 1.8           | 3              | 48             | 8.2         | 2             | Ball     |         | 90.51 |
| DM304-004-7 |           | 0.6          | 4.8           | 3              | 48             | -           | 2             | Ball     |         | 90.51 |
| DM304-010-7 |           | 1            | 3             | 3              | 48             | 12          | 2             | Ball     |         | 90.51 |
| DM304-014-7 |           | 2.5          | 7.5           | 3              | 48             | 12.5        | 2             | Ball     |         | 90.51 |
| DM304-006-7 |           | 0.6          | 1.8           | 6              | 53             | 8.2         | 2             | Ball     |         | 90.51 |
| DM304-008-7 |           | 0.6          | 4.8           | 6              | 53             | -           | 2             | Ball     |         | 90.51 |
| DM304-012-7 |           | 1            | 3             | 6              | 53             | 12          | 2             | Ball     |         | 90.51 |
| DM304-016-7 |           | 2.5          | 7.5           | 6              | 53             | 12.5        | 2             | Ball     |         | 90.51 |
| DM304-010-5 |           | 1            | 3             | 3              | 48             | 12          | 2             | Ball     |         | 33.47 |
| DM304-014-5 |           | 2.5          | 7.5           | 3              | 48             | 12.5        | 2             | Ball     |         | 33.47 |
| DM304-012-5 |           | 1            | 3             | 6              | 53             | 12          | 2             | Ball     |         | 33.47 |
| DM304-016-5 |           | 2.5          | 7.5           | 6              | 53             | 12.5        | 2             | Ball     |         | 33.47 |



**WAX** **PMMA** **PEEK**



**Z**  
 ZIRCONIA

**POWERD**



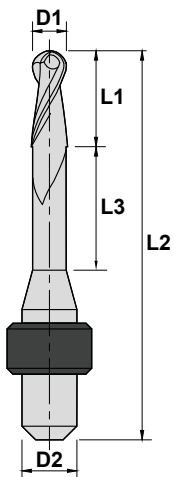
**Ti**  
 TITANIUM **CoCr**  
 COBALT-CHROME

**POWERN**





| Part No.                      | Materials | Cut      |               | Shank    |             | Overall Length |        | No. of Flutes | End Type | Coating | \$ US |
|-------------------------------|-----------|----------|---------------|----------|-------------|----------------|--------|---------------|----------|---------|-------|
|                               |           | Diameter | Length of Cut | Diameter | Length      | Length         | Length |               |          |         |       |
|                               |           | D1       | L1            | D2       | L2          | L3             |        |               |          |         |       |
| DM3XX-XXX (Ivoclar #689031)   |           | 0.5      | 1.2           | 6        | 49          | 5.8            | 1      | Ball          | -        | 34.08   |       |
| DM3XX-XXX (Ivoclar #689030)   |           | 1        |               | 6        |             |                | 1      | Ball          | -        | 34.08   |       |
| DM3XX-XXX (Ivoclar #689029)   |           | 2.5      | 5             | 6        | 59          | 20             | 1      | Ball          | -        | 34.08   |       |
| DM3XX-XXX (Ivoclar #689027)   |           | 5        | 10            | 6        | 59          | 15             | 1      | Ball          | -        | 34.08   |       |
| DM3XX-XXX (Ivoclar #689028)   |           | 1.5      | 6             | 6        | 49          | 9              | 1      | Square        | -        | 34.08   |       |
| DM3XX-XXX (Ivoclar #689014)   |           | 0.5      | 2             | 6        | 51.2        | 4.5            | 2      | Ball          |          | 90.51   |       |
| DM3XX-XXX (Ivoclar #689013)   |           | 1        |               | 6        |             |                | 2      | Ball          |          | 90.51   |       |
| DM3XX-XXX (Ivoclar #689012)   |           | 2.5      | 6             | 6        | 52.3        | 14             | 2      | Ball          |          | 90.51   |       |
| Coming Soon (Ivoclar #689035) |           | 0.6      |               |          | Coming Soon |                |        | Ball          |          | 34.71   |       |
| Coming Soon (Ivoclar #689034) |           | 1        |               |          | Coming Soon |                |        | Ball          |          | 34.71   |       |
| Coming Soon (Ivoclar #689033) |           | 1.5      |               |          | Coming Soon |                |        | Ball          |          | 34.71   |       |
| Coming Soon (Ivoclar #689032) |           | 2        |               |          | Coming Soon |                |        | Ball          |          | 34.71   |       |
| Coming Soon (Ivoclar #692445) |           | 3        |               |          | Coming Soon |                |        | Ball          |          | 34.71   |       |
| Coming Soon (Ivoclar #754521) |           | 1.5      |               |          | Coming Soon |                |        | Torus         |          | 34.71   |       |
| Coming Soon (Ivoclar #702905) |           | 3        |               |          | Coming Soon |                |        | Torus         |          | 34.71   |       |







Square End



0.5mm  
101-3932



1mm



2.5mm  
101-3934



5mm  
101-3935



1.5mm  
101-3933



0.5mm  
101-3467-7



1mm



2.5mm  
101-3461-7



0.6mm



1mm



1.5mm



2mm



3mm



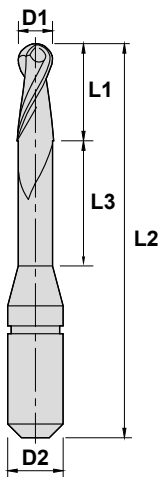
1.5mm




3mm



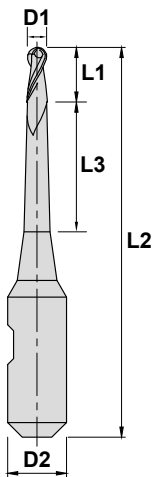
| Part No.           | Materials | Cut Diameter | Length of Cut | Shank Diameter | Overall Length | Neck Length | No. of Flutes | End Type | Coating | \$ US |
|--------------------|-----------|--------------|---------------|----------------|----------------|-------------|---------------|----------|---------|-------|
|                    |           | D1           | L1            | D2             | L2             | L3          |               |          |         |       |
| <b>M200</b>        |           |              |               |                |                |             |               |          |         |       |
| DM303-002          |           | 0.6          | 1.2           | 3              | 35             | 8.8         | 2             | Ball     | -       | 30.37 |
| DM303-014          |           | 0.6          | 2             | 3              | 35             | -           | 2             | Ball     | -       | 30.37 |
| DM303-004          |           | 1            | 2             | 3              | 35             | 13          | 2             | Ball     | -       | 30.37 |
| DM303-006          |           | 2            | 4             | 3              | 35             | 14          | 2             | Ball     | -       | 30.37 |
| DM303-018          |           | 2            | 10            | 3              | 35             | 6.35        | 2             | Ball     | -       | 30.37 |
| DM303-004-5        |           | 1            | 2             | 3              | 35             | 13          | 2             | Ball     |         | 33.47 |
| DM303-006-5        |           | 2            | 4             | 3              | 35             | 14          | 2             | Ball     |         | 33.47 |
| <b>M205/M305-X</b> |           |              |               |                |                |             |               |          |         |       |
| DM303-008          |           | 0.6          | 1.2           | 3              | 40             | 8.8         | 2             | Ball     | -       | 30.37 |
| DM303-016          |           | 0.6          | 2             | 3              | 40             | -           | 2             | Ball     | -       | 30.37 |
| DM303-010          |           | 1            | 2             | 3              | 40             | 13          | 2             | Ball     | -       | 30.37 |
| DM303-012          |           | 2            | 4             | 3              | 40             | 16          | 2             | Ball     | -       | 30.37 |
| DM303-008-7        |           | 0.6          | 1.2           | 3              | 40             | 8.8         | 2             | Ball     |         | 90.51 |
| DM303-016-7        |           | 0.6          | 2             | 3              | 40             | -           | 2             | Ball     |         | 90.51 |
| DM303-010-7        |           | 1            | 2             | 3              | 40             | 13          | 2             | Ball     |         | 90.51 |
| DM303-012-7        |           | 2            | 4             | 3              | 40             | 16          | 2             | Ball     |         | 90.51 |
| DM303-010-5        |           | 1            | 2             | 3              | 40             | 13          | 2             | Ball     |         | 34.08 |
| DM303-012-5        |           | 2            | 4             | 3              | 40             | 16          | 2             | Ball     |         | 34.08 |








| Part No.    | Materials | Cut Diameter | Length of Cut | Shank Diameter | Overall Length | Neck Length | No. of Flutes | End Type | Coating | \$ US  |
|-------------|-----------|--------------|---------------|----------------|----------------|-------------|---------------|----------|---------|--------|
|             |           | D1           | L1            | D2             | L2             | L3          |               |          |         |        |
| DM312-002   |           | 1            | 2             | 6              | 48             |             | 2             | Ball     | -       | 64.47  |
| DM312-004   |           | 3            | 3             | 6              | 48             |             | 2             | Ball     | -       | 64.47  |
| DM312-002-7 |           | 1            | 2             | 6              | 48             |             | 2             | Ball     |         | 123.99 |
| DM312-004-7 |           | 3            | 3             | 6              | 48             |             | 2             | Ball     |         | 123.99 |





1mm  
DM312-002

3mm  
DM312-004

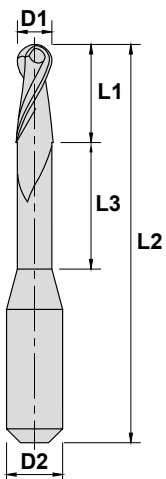




1mm  
DM312-002-7

3mm  
DM312-004-7



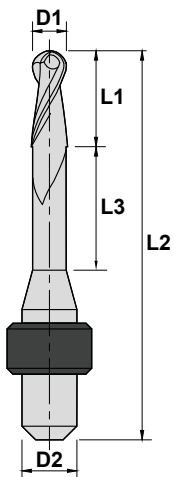
| Part No.    | Materials | Cut Diameter | Length of Cut | Shank Diameter | Overall Length | Neck Length | No. of Flutes | End Type | Coating | \$ US |
|-------------|-----------|--------------|---------------|----------------|----------------|-------------|---------------|----------|---------|-------|
|             |           | D1           | L1            | D2             | L2             | L3          |               |          |         |       |
| DM316-002   |           | 0.6          | 2.5           | 3              | 48             | 7.5         | 2             | Ball     | -       | 35.32 |
| DM316-006   |           | 1            | 4             | 3              | 48             | 14          | 2             | Ball     | -       | 35.32 |
| DM316-010   |           | 2.5          | 5             | 3              | 48             | 20          | 2             | Ball     | -       | 35.32 |
| DM316-004   |           | 0.6          | 2.5           | 6              | 50             | 7.5         | 2             | Ball     | -       | 35.32 |
| DM316-008   |           | 1            | 4             | 6              | 50             | 14          | 2             | Ball     | -       | 35.32 |
| DM316-012   |           | 2.5          | 5             | 6              | 50             | 20          | 2             | Ball     | -       | 35.32 |
| DM316-002-7 |           | 0.6          | 2.5           | 3              | 48             | 7.5         | 2             | Ball     |         | 90.51 |
| DM316-006-7 |           | 1            | 4             | 3              | 48             | 14          | 2             | Ball     |         | 90.51 |
| DM316-010-7 |           | 2.5          | 5             | 3              | 48             | 20          | 2             | Ball     |         | 90.51 |
| DM316-004-7 |           | 0.6          | 2.5           | 6              | 50             | 7.5         | 2             | Ball     |         | 90.51 |
| DM316-008-7 |           | 1            | 4             | 6              | 50             | 14          | 2             | Ball     |         | 90.51 |
| DM316-012-7 |           | 2.5          | 5             | 6              | 50             | 20          | 2             | Ball     |         | 90.51 |
| DM316-006-5 |           | 1            | 4             | 3              | 48             | 14          | 2             | Ball     |         | 40.29 |
| DM316-010-5 |           | 2.5          | 5             | 3              | 48             | 20          | 2             | Ball     |         | 40.29 |
| DM316-008-5 |           | 1            | 4             | 6              | 50             | 14          | 2             | Ball     |         | 40.29 |
| DM316-012-5 |           | 2.5          | 5             | 6              | 50             | 20          | 2             | Ball     |         | 40.29 |








| Part No.    | Materials | Cut      |               | Shank Diameter |    | Overall Length |   | No. of Flutes | End Type | Coating | \$ US |
|-------------|-----------|----------|---------------|----------------|----|----------------|---|---------------|----------|---------|-------|
|             |           | Diameter | Length of Cut | D2             | L2 | L3             |   |               |          |         |       |
| DM310-002   |           | 0.6      | 4.8           | 4              | 46 | -              | 2 | Ball          | -        | 31.00   |       |
| DM310-004   |           | 0.6      | 1.8           | 4              | 46 | 8.2            | 2 | Ball          | -        | 31.00   |       |
| DM310-006   |           | 1        | 3             | 4              | 46 | 14.5           | 2 | Ball          | -        | 31.00   |       |
| DM310-008   |           | 2        | 6             | 4              | 46 | 11.5           | 2 | Ball          | -        | 31.00   |       |
| DM310-002-7 |           | 0.6      | 4.8           | 4              | 46 | -              | 2 | Ball          |          | 90.51   |       |
| DM310-004-7 |           | 0.6      | 1.8           | 4              | 46 | 8.2            | 2 | Ball          |          | 90.51   |       |
| DM310-006-7 |           | 1        | 3             | 4              | 46 | 14.5           | 2 | Ball          |          | 90.51   |       |
| DM310-008-7 |           | 2        | 6             | 4              | 46 | 11.5           | 2 | Ball          |          | 90.51   |       |
| DM310-006-5 |           | 1        | 3             | 4              | 46 | 14.5           | 2 | Ball          |          | 34.71   |       |
| DM310-008-5 |           | 2        | 6             | 4              | 46 | 11.5           | 2 | Ball          |          | 34.71   |       |

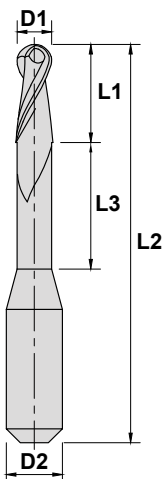








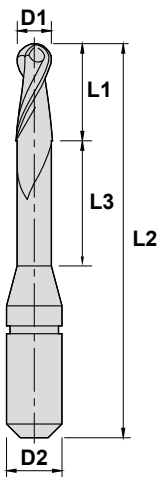
| Part No.    | Materials | Cut Diameter | Length of Cut | Shank Diameter | Overall Length | Neck Length | No. of Flutes | End Type | Coating | \$ US |
|-------------|-----------|--------------|---------------|----------------|----------------|-------------|---------------|----------|---------|-------|
|             |           | D1           | L1            | D2             | L2             | L3          |               |          |         |       |
| DM300-002   |           | 0.3          | 0.9           | 4              | 50             | 3.1         | 2             | Ball     | -       | 31.00 |
| DM300-004   |           | 0.6          | 1.8           | 4              | 50             | 8.2         | 2             | Ball     | -       | 31.00 |
| DM300-006   |           | 0.8          | 2.4           | 4              | 50             | 9.6         | 2             | Ball     | -       | 31.00 |
| DM300-008   |           | 1            | 3             | 4              | 50             | 12          | 2             | Ball     | -       | 31.00 |
| DM300-010   |           | 1            | 7.5           | 4              | 50             | 7.5         | 2             | Ball     | -       | 31.00 |
| DM300-012   |           | 2            | 6             | 4              | 50             | 14          | 2             | Ball     | -       | 31.00 |
| DM300-014   |           | 2            | 10            | 4              | 50             | 10          | 2             | Ball     | -       | 31.00 |
| DM300-104   |           | 0.6          | 1.8           | 4              | 50             | 8.2         | 2             | Square   | -       | 31.00 |
| DM300-004-7 |           | 0.6          | 1.8           | 4              | 50             | 8.2         | 2             | Ball     |         | 90.51 |
| DM300-006-7 |           | 0.8          | 2.4           | 4              | 50             | 9.6         | 2             | Ball     |         | 90.51 |
| DM300-008-7 |           | 1            | 3             | 4              | 50             | 12          | 2             | Ball     |         | 90.51 |
| DM300-010-7 |           | 1            | 7.5           | 4              | 50             | 7.5         | 2             | Ball     |         | 90.51 |
| DM300-012-7 |           | 2            | 6             | 4              | 50             | 14          | 2             | Ball     |         | 90.51 |
| DM300-014-7 |           | 2            | 10            | 4              | 50             | 10          | 2             | Ball     |         | 90.51 |
| DM300-108-7 |           | 1            | 3             | 4              | 50             | 12          | 2             | Square   |         | 90.51 |
| DM300-112-7 |           | 2            | 6             | 4              | 50             | 14          | 2             | Square   |         | 90.51 |
| DM300-008-5 |           | 1            | 3             | 4              | 50             | 12          | 2             | Ball     |         | 34.71 |
| DM300-012-5 |           | 2            | 6             | 4              | 50             | 14          | 2             | Ball     |         | 34.71 |







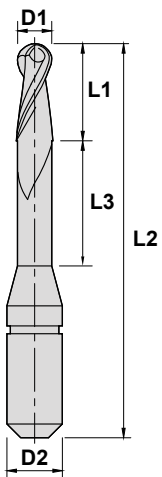
| Part No.       | Materials | Cut Diameter | Length of Cut | Shank Diameter | Overall Length | Neck Length | No. of Flutes | End Type | Coating | \$ US |
|----------------|-----------|--------------|---------------|----------------|----------------|-------------|---------------|----------|---------|-------|
|                |           | D1           | L1            | D2             | L2             | L3          |               |          |         |       |
| <b>K4 / S1</b> |           |              |               |                |                |             |               |          |         |       |
| DM303-002      |           | 0.6          | 1.2           | 3              | 35             | 8.8         | 2             | Ball     | -       | 30.37 |
| DM303-014      |           | 0.6          | 2             | 3              | 35             | -           | 2             | Ball     | -       | 30.37 |
| DM303-004      |           | 1            | 2             | 3              | 35             | 13          | 2             | Ball     | -       | 30.37 |
| DM303-006      |           | 2            | 4             | 3              | 35             | 14          | 2             | Ball     | -       | 30.37 |
| DM303-018      |           | 2            | 10            | 3              | 35             | 6.35        | 2             | Ball     | -       | 30.37 |
| DM303-002-7 ‡  |           | 0.6          | 1.2           | 3              | 35             | 8.8         | 2             | Ball     |         | 90.51 |
| DM303-004-7 ‡  |           | 1            | 2             | 3              | 35             | 13          | 2             | Ball     |         | 90.51 |
| DM303-006-7 ‡  |           | 2            | 4             | 3              | 35             | 14          | 2             | Ball     |         | 90.51 |
| DM303-004-5    |           | 1            | 2             | 3              | 35             | 13          | 2             | Ball     |         | 33.47 |
| DM303-006-5    |           | 2            | 4             | 3              | 35             | 14          | 2             | Ball     |         | 33.47 |
| <b>K5 / S2</b> |           |              |               |                |                |             |               |          |         |       |
| DM303-008      |           | 0.6          | 1.2           | 3              | 40             | 8.8         | 2             | Ball     | -       | 30.37 |
| DM303-016      |           | 0.6          | 2             | 3              | 40             | -           | 2             | Ball     | -       | 30.37 |
| DM303-010      |           | 1            | 2             | 3              | 40             | 13          | 2             | Ball     | -       | 30.37 |
| DM303-012      |           | 2            | 4             | 3              | 40             | 16          | 2             | Ball     | -       | 30.37 |
| DM303-008-7    |           | 0.6          | 1.2           | 3              | 40             | 8.8         | 2             | Ball     |         | 90.51 |
| DM303-016-7    |           | 0.6          | 2             | 3              | 40             | -           | 2             | Ball     |         | 90.51 |
| DM303-010-7    |           | 1            | 2             | 3              | 40             | 13          | 2             | Ball     |         | 90.51 |
| DM303-012-7    |           | 2            | 4             | 3              | 40             | 16          | 2             | Ball     |         | 90.51 |
| DM303-010-5    |           | 1            | 2             | 3              | 40             | 13          | 2             | Ball     |         | 34.08 |
| DM303-012-5    |           | 2            | 4             | 3              | 40             | 16          | 2             | Ball     |         | 34.08 |









| Part No.                     | Materials | Cut Diameter | Length of Cut | Shank Diameter | Overall Length | Neck Length | No. of Flutes | End Type | Coating | \$ US |
|------------------------------|-----------|--------------|---------------|----------------|----------------|-------------|---------------|----------|---------|-------|
|                              |           | D1           | L1            | D2             | L2             | L3          |               |          |         |       |
| <b>Zenotec Mini</b>          |           |              |               |                |                |             |               |          |         |       |
| DM302-004                    |           | 0.7          | 1.4           | 3              | 35             | 8.6         | 2             | Ball     | -       | 31.61 |
| DM302-006                    |           | 1            | 2             | 3              | 35             | 13          | 2             | Ball     | -       | 31.61 |
| DM302-008                    |           | 2            | 4             | 3              | 35             | 16          | 2             | Ball     | -       | 31.61 |
| DM302-010                    |           | 2.5          | 5             | 3              | 35             | 15          | 2             | Ball     | -       | 31.61 |
| DM302-006-5                  |           | 1            | 2             | 3              | 35             | 13          | 2             | Ball     |         | 34.71 |
| DM302-008-5                  |           | 2            | 4             | 3              | 35             | 16          | 2             | Ball     |         | 34.71 |
| DM302-010-5                  |           | 2.5          | 5             | 3              | 35             | 15          | 2             | Ball     |         | 34.71 |
| <b>Zenotec Select Hybrid</b> |           |              |               |                |                |             |               |          |         |       |
| DM301-004                    |           | 0.7          | 1.4           | 3              | 40             | 8.6         | 2             | Ball     | -       | 30.37 |
| DM301-006                    |           | 1            | 2             | 3              | 40             | 13          | 2             | Ball     | -       | 30.37 |
| DM301-008                    |           | 2            | 4             | 3              | 40             | 16          | 2             | Ball     | -       | 30.37 |
| DM301-010                    |           | 2.5          | 5             | 3              | 40             | 15          | 2             | Ball     | -       | 30.37 |
| DM301-004-7                  |           | 0.7          | 1.4           | 3              | 40             | 8.6         | 2             | Ball     |         | 90.51 |
| DM301-006-7                  |           | 1            | 2             | 3              | 40             | 13          | 2             | Ball     |         | 90.51 |
| DM301-008-7                  |           | 2            | 4             | 3              | 40             | 16          | 2             | Ball     |         | 90.51 |
| DM301-010-7                  |           | 2.5          | 5             | 3              | 40             | 15          | 2             | Ball     |         | 90.51 |
| DM301-006-5                  |           | 1            | 2             | 3              | 40             | 13          | 2             | Ball     |         | 33.47 |
| DM301-008-5                  |           | 2            | 4             | 3              | 40             | 16          | 2             | Ball     |         | 33.47 |
| DM301-010-5                  |           | 2.5          | 5             | 3              | 40             | 15          | 2             | Ball     |         | 33.47 |

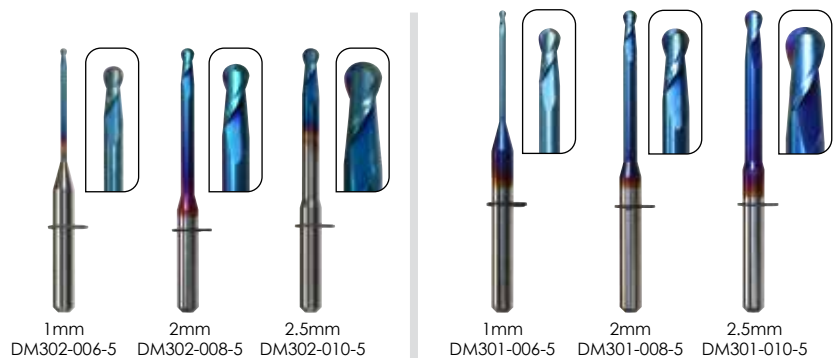




Zenotec Mini | Zenotec Select Hybrid



Zenotec Select Hybrid

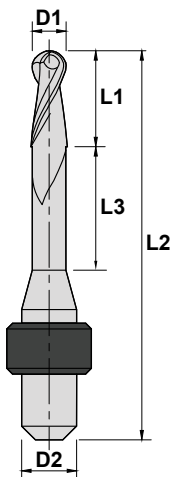


Zenotec Mini | Zenotec Select Hybrid



| Part No.    | Materials | Cut Diameter | Length of Cut | Shank Diameter | Overall Length | Neck Length | No. of Flutes | End Type | Coating | \$ US |
|-------------|-----------|--------------|---------------|----------------|----------------|-------------|---------------|----------|---------|-------|
|             |           | D1           | L1            | D2             | L2             | L3          |               |          |         |       |
| DM310-002   |           | 0.6          | 4.8           | 4              | 46             | -           | 2             | Ball     | -       | 31.00 |
| DM310-004   |           | 0.6          | 1.8           | 4              | 46             | 8.2         | 2             | Ball     | -       | 31.00 |
| DM310-006   |           | 1            | 3             | 4              | 46             | 14.5        | 2             | Ball     | -       | 31.00 |
| DM310-008   |           | 2            | 6             | 4              | 46             | 11.5        | 2             | Ball     | -       | 31.00 |
| DM310-002-7 |           | 0.6          | 4.8           | 4              | 46             | -           | 2             | Ball     |         | 90.51 |
| DM310-004-7 |           | 0.6          | 1.8           | 4              | 46             | 8.2         | 2             | Ball     |         | 90.51 |
| DM310-006-7 |           | 1            | 3             | 4              | 46             | 14.5        | 2             | Ball     |         | 90.51 |
| DM310-008-7 |           | 2            | 6             | 4              | 46             | 11.5        | 2             | Ball     |         | 90.51 |
| DM310-006-5 |           | 1            | 3             | 4              | 46             | 14.5        | 2             | Ball     |         | 34.71 |
| DM310-008-5 |           | 2            | 6             | 4              | 46             | 11.5        | 2             | Ball     |         | 34.71 |

CUTTING EDGE TOLERANCE  $+0.000/-0.051\text{mm}$   
4mm SHANK TOLERANCE (h6)  $+0.000/-0.008\text{mm}$




**Machine Models**

Yenadent D6, D14, D10,  
D15, D43, DC40



## Uncoated

CUTTING EDGE TOLERANCE  $+0.000/-0.051\text{mm}$   
 4mm SHANK TOLERANCE (h6)  $+0.000/-0.008\text{mm}$




## CVD Real Diamond Coating - PowerRD

CUTTING EDGE TOLERANCE  $+0.000/-0.051\text{mm}$   
 4mm SHANK TOLERANCE (h6)  $+0.000/-0.008\text{mm}$



Real Diamond CVD Coating provides outstanding milling bur life for machining Zirconia.



## nACo Coating - PowerN

CUTTING EDGE TOLERANCE  $+0.000/-0.051\text{mm}$   
 4mm SHANK TOLERANCE (h6)  $+0.000/-0.008\text{mm}$



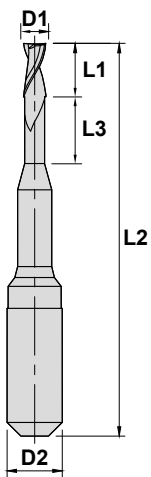
PowerN Coating ideal for machining Titanium and CoCr.





| Part No.    | Materials           | Cut Diameter | Length of Cut | Shank Diameter | Overall Length | Neck Length | No. of Flutes | End Type           | Coating  | \$ US  |
|-------------|---------------------|--------------|---------------|----------------|----------------|-------------|---------------|--------------------|----------|--------|
|             |                     | D1           | L1            | D2             | L2             | L3          |               |                    |          |        |
| DM311-014   | [Yellow][Red][Grey] | 0.3          | 3             | 3              | 57             | -           | 2             | Ball               | -        | 33.47  |
| DM311-016   | [Yellow][Red][Grey] | 0.5          | 3             | 3              | 57             | -           | 2             | Ball               | -        | 33.47  |
| DM311-118   | [Yellow][Red][Grey] | 0.6          | 3             | 3              | 57             | 4           | 2             | Square             | -        | 33.47  |
| DM311-020   | [Yellow][Red][Grey] | 1            | 8             | 3              | 57             | 8           | 2             | Ball               | -        | 33.47  |
| DM311-122   | [Yellow][Red][Grey] | 1.5          | 5             | 3              | 57             | 13          | 2             | Square             | -        | 33.47  |
| DM311-024   | [Yellow][Red][Grey] | 2            | 10            | 3              | 57             | 8           | 2             | Ball               | -        | 33.47  |
| DM311-002   | [Yellow][Red][Grey] | 0.3          | 3             | 6              | 50             | -           | 2             | Ball               | -        | 52.07  |
| DM311-004   | [Yellow][Red][Grey] | 0.5          | 3             | 6              | 50             | -           | 2             | Ball               | -        | 52.07  |
| DM311-106   | [Yellow][Red][Grey] | 0.6          | 3             | 6              | 50             | 4           | 2             | Square             | -        | 52.07  |
| DM311-008   | [Yellow][Red][Grey] | 1            | 6             | 6              | 50             | 6           | 2             | Ball               | -        | 52.07  |
| DM311-110   | [Yellow][Red][Grey] | 1.5          | 5             | 6              | 50             | 13          | 2             | Square             | -        | 52.07  |
| DM311-012   | [Yellow][Red][Grey] | 2            | 10            | 6              | 50             | 8           | 2             | Ball               | -        | 52.07  |
| DM311-020-7 | [Green]             | 1            | 8             | 3              | 57             | 8           | 2             | Ball               | POWER RD | 90.51  |
| DM311-122-7 | [Green]             | 1.5          | 5             | 3              | 57             | 13          | 2             | Square             | POWER RD | 90.51  |
| DM311-024-7 | [Green]             | 2            | 10            | 3              | 57             | 8           | 2             | Ball               | POWER RD | 90.51  |
| DM311-008-7 | [Green]             | 1            | 6             | 6              | 50             | 6           | 2             | Ball               | POWER RD | 123.99 |
| DM311-110-7 | [Green]             | 1.5          | 5             | 6              | 50             | 13          | 2             | Square             | POWER RD | 123.99 |
| DM311-012-7 | [Green]             | 2            | 10            | 6              | 50             | 8           | 2             | Ball               | POWER RD | 123.99 |
| DM311-204-5 | [Blue][Grey]        | 2            | 3             | 6              | 50             | -           | 4             | 0.5mm Corner Rad.  | POWER N  | 55.79  |
| DM311-206-5 | [Blue][Grey]        | 3            | 5             | 6              | 50             | -           | 4             | 0.75mm Corner Rad. | POWER N  | 55.79  |


CUTTING EDGE TOLERANCE +0.000/-0.051mm  
3mm SHANK TOLERANCE (h6) +0.000/-0.006mm  
6mm SHANK TOLERANCE (h6) +0.000/-0.008mm



**Machine Models**  
Zirkonzahn M1, M2, M4, M5, M6

**Uncoated**

CUTTING EDGE TOLERANCE  $+0.000/-0.051\text{mm}$   
 3mm SHANK TOLERANCE (h6)  $+0.000/-0.006\text{mm}$   
 6mm SHANK TOLERANCE (h6)  $+0.000/-0.008\text{mm}$



0.3mm DM311-014    0.5mm DM311-016    0.6mm DM311-118    1mm DM311-020    1.5mm DM311-122    2mm DM311-024    0.3mm DM311-002    0.5mm DM311-004    0.6mm DM311-106    1mm DM311-008    1.5mm DM311-110    2mm DM311-012

**CVD Real Diamond Coating - PowerRD**



CUTTING EDGE TOLERANCE  $+0.000/-0.051\text{mm}$   
 3mm SHANK TOLERANCE (h6)  $+0.000/-0.006\text{mm}$   
 6mm SHANK TOLERANCE (h6)  $+0.000/-0.008\text{mm}$



Real Diamond CVD Coating provides outstanding milling bur life for machining Zirconia.



1mm DM311-020-7    1.5mm DM311-122-7    2mm DM311-024-7    1mm DM311-008-7    1.5mm DM311-110-7    2mm DM311-012-7

**nACo Coating - PowerN**

CUTTING EDGE TOLERANCE  $+0.000/-0.051\text{mm}$   
 3mm SHANK TOLERANCE (h6)  $+0.000/-0.006\text{mm}$   
 6mm SHANK TOLERANCE (h6)  $+0.000/-0.008\text{mm}$



PowerN Coating ideal for machining Titanium and CoCr.



2mm DM311-204-5    3mm DM311-206-5

Our Hand Piece and Lathe Bur offering includes all of the most popular shapes and cuts.

# HAND PIECE & LATHE

## Hand Piece Burs

Mastercut offers a wide variety of dental laboratory carbide burs for an array of applications and materials.

This section features a complete line of carbide burs, including shapes and cuts for use with all types of dental laboratory materials.

Most of our carbide burs feature a two-piece construction, consisting of tungsten carbide heads and corrosion resistant stainless-steel shanks (not recommended for autoclaving). We do offer some solid carbide burs, which will be noted accordingly.

## Bench Lathe Burs

We offer both a 3/8" and a 1/2" head diameter burs for use on all standard bench lathes. Our bench lathe burs feature aircraft quality steel shanks (not recommended for autoclaving).



**All Hand Piece and Lathe Burs available in the following coatings:**



**PowerT (TiN)**

## POWER<sup>T</sup>

**PowerT (Titanium Nitride, TiN) (append -2)**

**Color: Gold**

**Vickers Hardness: approximately 2,300 Vickers**

Our TiN coated burs are gold in color and are an excellent choice for general purpose use in hand piece or bench lathe settings. Experience extended tool life compared to an uncoated bur.



**PowerZ (ZrN)**

## POWER<sup>Z</sup>

**PowerZ (Zirconium Nitride, ZrN) (append -4)**

**Color: Dull Gold**

**Vickers Hardness: approximately 2,800 Vickers**

Our ZrN coated burs are a dull gold in color and are outstanding in aluminum, cast iron, stainless steels, titanium. PowerZ is also ideal for soft materials, such as flexible partial materials like polymethyl methacrylate (PMMA).

## All Hand Piece Burs available in the following cuts:



### Fine Cut

For smooth surface finish of acrylic and metals

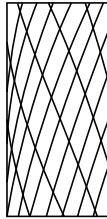


Best Suited for:



### Coarse Cut

For fast reduction of acrylic and all metals, including non-precious and chrome cobalt



Best Suited for:




### Regular Cut


For standard adjusting of acrylic, metals, plaster and stone




Best Suited for:



## All Lathe Burs available in following cuts:


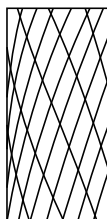


Best Suited for:



### Coarse Cut

For standard adjusting of acrylic, metals, plaster and stone



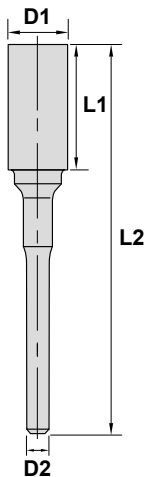
# Hand Piece Carbide Burs

| Fine Cut     | Coarse Cut   | Regular Cut | Head Diameter | Length of Cut | Shank Diameter  | Overall Length | \$ US    | \$ US          |
|--------------|--------------|-------------|---------------|---------------|-----------------|----------------|----------|----------------|
| Part No.     | Part No.     | Part No.    | D1            | L1            | D2              | L2             | Uncoated | <b>POWER T</b> |
| DEN52CXF     | DEN52CXC     | DEN52C      | 1/4" (6.3mm)  | 3/8" (9.5mm)  | .0925" (2.35mm) | 1-7/8" (48mm)  | 27.12    | 32.42          |
| DEN52DXF     | DEN52DXC     | DEN52D      | 1/4" (6.3mm)  | 1/4" (6.3mm)  | .0925" (2.35mm) | 1-3/4" (45mm)  | 27.12    | 32.42          |
| DEN53AXF     | DEN53AXC     | DEN53A      | 1/4" (6.3mm)  | 1/2" (12.7mm) | .0925" (2.35mm) | 2" (50mm)      | 27.12    | 32.42          |
| DEN63BXF     | DEN63BXC     | DEN63B      | 1/4" (6.3mm)  | 1/2" (12.7mm) | .0925" (2.35mm) | 2" (50mm)      | 27.12    | 32.42          |
| DEN82TXF     | DEN82TXC     | DEN82T      | 1/4" (6.3mm)  | 5/8" (15.9mm) | .0925" (2.35mm) | 2" (50mm)      | 27.12    | 32.42          |
| DEN84TXF     | DEN84TXC     | DEN84T      | 1/4" (6.3mm)  | 1/2" (12.7mm) | .0925" (2.35mm) | 2" (50mm)      | 27.12    | 32.42          |
| DEN83EXF     | DEN83EXC     | DEN83E      | 1/4" (6.3mm)  | 1/2" (12.7mm) | .0925" (2.35mm) | 2" (50mm)      | 27.12    | 32.42          |
| DEN83EEFX*   | DEN83EECX*   | DEN83EE*    | 1/4" (6.3mm)  | 1/2" (12.7mm) | .0925" (2.35mm) | 2" (50mm)      | 27.12    | 32.42          |
| DEN88AXF     | DEN88AXC     | DEN88A      | 1/4" (6.3mm)  | 1/2" (12.7mm) | .0925" (2.35mm) | 2" (50mm)      | 27.12    | 32.42          |
| DEN47XXF     | DEN47XXC     | DEN47X      | 5/32" (4mm)   | 1/2" (12.7mm) | .0925" (2.35mm) | 2" (50mm)      | 27.12    | 32.42          |
| DEN73CXF     | DEN73CXC     | DEN73C      | 1/4" (6.3mm)  | 1/4" (6.3mm)  | .0925" (2.35mm) | 1-3/4" (45mm)  | 27.12    | 32.42          |
| DEN51AXF     | DEN51AXC     | DEN51A      | 3/16" (5mm)   | 3/8" (9.5mm)  | .0925" (2.35mm) | 1-7/8" (48mm)  | 27.12    | 32.42          |
| DEN61A/81AXF | DEN61A/81AXC | DEN61A/81A  | 1/4" (6.3mm)  | 1/2" (12.7mm) | .0925" (2.35mm) | 2" (50mm)      | 27.12    | 32.42          |

\* Endcut Bur


CUTTING EDGE TOLERANCE  $\pm 0.005$ in ( $\pm 0.127$ mm)  
 2.35mm SHANK TOLERANCE  $+0.0000/-0.0005$ in ( $+0.000/-0.013$ mm)

The above burs are available with PowerT coating. Append -2 for PowerT



# Hand Piece Carbide Burs

## Fine Cut



## Coarse Cut



## Regular Cut



# Hand Piece Solid Carbide Burs

| Part No.        | Head Dia.                 | LOC   | Shank  | OAL    | Cone Angle | Cut         | Coating        | \$US  |
|-----------------|---------------------------|-------|--------|--------|------------|-------------|----------------|-------|
|                 | D1                        | L1    | D2     | L2     |            |             |                |       |
| DENMC-2         | 1/16"                     | 1/4"  | .0925  | 1-1/2" | -          | Fine Cut    | Uncoated       | 25.34 |
| DENMC-4         | .0925"                    | 3/8"  | .0925" | 1-1/2" | -          | Fine Cut    | <b>POWER T</b> | 25.34 |
| DENMC-5         | .0925"                    | .070" | .0925" | 1-1/2" | -          | Fine Cut    |                | 25.34 |
| DENMC-6         | .0925"                    | 3/8"  | .0925" | 1-1/2" | 10°        | Fine Cut    |                | 25.34 |
| DENMC-7         | .0925"                    | 1/8"  | .0925" | 1-1/2" | 10°        | Fine Cut    |                | 25.34 |
| DENMC-8         | .0925"                    | 5/8"  | .0925" | 1-1/2" | 7°         | Fine Cut    |                | 25.34 |
| DEN71G          | .0925"                    | 1/8"  | .0925" | 1-1/2" | 10°        | Regular Cut |                | 25.34 |
| DEN33C          | .0925"                    | 3/8"  | .0925" | 1-1/2" | -          | Regular Cut |                | 25.34 |
| DEN32P          | 1/16"                     | 3/8"  | .0925" | 1-1/2" | -          | Regular Cut |                | 25.34 |
| DEN31P          | .0925"                    | 5/8"  | .0925" | 1-1/2" | 7°         | Regular Cut |                | 25.34 |
| DEN44C          | <b>REDUCED SHANK</b> 1/8" | 9/16" | .0925" | 1-1/2" | -          | Regular Cut |                | 25.34 |
| DEN44CM(Metric) | <b>REDUCED SHANK</b> 3mm  | 14mm  | 2.35mm | 38mm   | -          | Regular Cut |                | 25.34 |
| DEN41P          | <b>REDUCED SHANK</b> 1/8" | 5/8"  | .0925" | 1-1/2" | 10°        | Regular Cut |                | 25.34 |
| DEN41PM(Metric) | <b>REDUCED SHANK</b> 3mm  | 16mm  | 2.35mm | 38mm   | 10°        | Regular Cut |                | 25.34 |

CUTTING EDGE TOLERANCE  $\pm 0.005$ in  
 .0925in SHANK TOLERANCE (h6)  $+0.000/-0.0002$ in

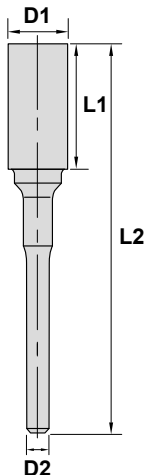
The above burs are available with PowerT coating. Append -2 for PowerT

# Flexible Partial Bur Series

PowerZ coated Hand Piece burs for use with all flexible partial materials. Also, great in Die Trimming applications

| Part No. | Head Dia. | LOC   | Shank  | OAL     | Cone Angle | Coating        | \$US  |
|----------|-----------|-------|--------|---------|------------|----------------|-------|
|          | D1        | L1    | D2     | L2      |            |                |       |
| DENFP1-4 | 9/32"     | 9/16" | .0925" | 2-3/32" | 15°        | <b>POWER Z</b> | 31.79 |
| DENFP2-4 | 15/64"    | 9/16" | .0925" | 2-3/32" | -          |                | 31.79 |
| DENFP3-4 | 5/32"     | 1/2"  | .0925" | 2"      | 11°        |                | 31.79 |
| DENFP4-4 | 5/32"     | 1/2"  | .0925" | 2"      | -          |                | 31.79 |

CUTTING EDGE TOLERANCE  $\pm 0.005$ in  
 .0925in SHANK TOLERANCE  $+0.0000/-0.0005$ in





## Hand Piece Solid Carbide Burs



## Flexible Partial Bur Series



## TriCutter

PowerZ coating- advantageous for soft material applications, reducing heat for fast, longer usage.  
Ideal for initial removal of an appliance or model from the blank after thermoforming.

| Part No.   | Head Dia. | LOC   | Shank  | OAL    | \$US          |
|------------|-----------|-------|--------|--------|---------------|
|            | D1        | L1    | D2     | L2     | <b>POWERZ</b> |
| 101-1063-4 | .0925"    | .450" | .0925" | 1-3/4" | 36.97         |

CUTTING EDGE TOLERANCE  $\pm 0.002$ in  
.0925in SHANK TOLERANCE (h6) +0.000/-0.0002in

## Step Drill

For effective use in pinning all models

| Part No. | Front Cut Dia. (mm) | LOC (mm) | Back Cut Dia. (mm) | Shank (mm) | OAL (mm) | \$US     |
|----------|---------------------|----------|--------------------|------------|----------|----------|
|          | D1                  | L1       | D3                 | D2         | L2       | Uncoated |
| 35-0780  | 1.95                | 5.75     | 3                  | 3          | 35       | 25.08    |

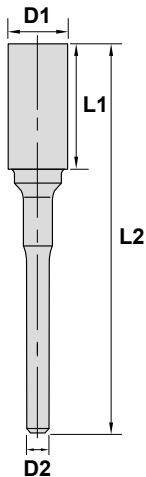
CUTTING EDGE TOLERANCE  $\pm 0.008$ /-0.000mm  
3mm SHANK TOLERANCE (h6) +0.000/-0.006mm

## Fastmill Burs

For 'clog-free' bulk reduction of acrylic, plaster and stone

| Part No. | Head Dia. | LOC  | Shank  | OAL | \$US     |
|----------|-----------|------|--------|-----|----------|
|          | D1        | L1   | D2     | L2  | Uncoated |
| DEN84TSP | 1/4"      | 1/2" | .0925" | 2"  | 36.16    |
| DEN88ASP | 1/4"      | 1/2" | .0925" | 2"  | 36.16    |

CUTTING EDGE TOLERANCE  $\pm 0.005$ in  
.0925in SHANK TOLERANCE +0.0000/-0.0005in



# TriCutter

---



# Step Drill

---



# Fastmill Burs

---



# Bench Lathe Series

## 3/8" Cut Diameter (OD)

| Part No. | Head Diameter | LOC     | Shank | OAL      | Cut     | Cut      |                    | Cut      |                    |       |
|----------|---------------|---------|-------|----------|---------|----------|--------------------|----------|--------------------|-------|
|          | D1            | L1      | D2    | L2       |         | Uncoated | POWER <sup>T</sup> | Uncoated | POWER <sup>T</sup> |       |
| DENA3/8  | 3/8"          | 3/4"    | 1/4"  | 2-1/2"   | Regular | 50.25    | 60.31              | Coarse   | 56.52              | 67.12 |
| DENB3/8  | 3/8"          | 1-1/16" | 1/4"  | 2-13/16" | Regular | 50.25    | 60.31              | Coarse   | 56.52              | 67.12 |
| DENC3/8  | 3/8"          | 3/4"    | 1/4"  | 2-1/2"   | Regular | 50.25    | 60.31              | Coarse   | 56.52              | 67.12 |
| DEND3/8  | 3/8"          | 5/8"    | 1/4"  | 2-3/8"   | Regular | 50.25    | 60.31              | Coarse   | 56.52              | 67.12 |
| DENE3/8  | 3/8"          | 3/4"    | 1/4"  | 2-1/2"   | Regular | 50.25    | 60.31              | Coarse   | 56.52              | 67.12 |
| DENF3/8  | 3/8"          | 5/16"   | 1/4"  | 2-1/8"   | Regular | 50.25    | 60.31              | Coarse   | 56.52              | 67.12 |

CUTTING EDGE TOLERANCE  $\pm 0.005$ in  
 1/4in SHANK TOLERANCE  $+0.0000/-0.0005$ in

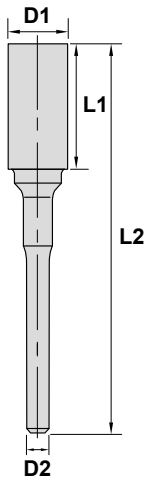
The above burs are available with Power<sup>T</sup> coating. Append -2 for Power<sup>T</sup>

## 1/2" Cut Diameter (OD)

| Part No. | Head Diameter | LOC    | Shank | OAL    | Cut     | Cut      |                    | Cut      |                    |       |
|----------|---------------|--------|-------|--------|---------|----------|--------------------|----------|--------------------|-------|
|          | D1            | L1     | D2    | L2     |         | Uncoated | POWER <sup>T</sup> | Uncoated | POWER <sup>T</sup> |       |
| DENA1/2  | 1/2"          | 1"     | 1/4"  | 2-3/4" | Regular | 62.81    | 76.52              | Coarse   | 69.70              | 84.11 |
| DENB1/2  | 1/2"          | 1-1/8" | 1/4"  | 2-7/8" | Regular | 62.81    | 76.52              | Coarse   | 69.70              | 84.11 |
| DENC1/2  | 1/2"          | 1"     | 1/4"  | 2-3/4" | Regular | 62.81    | 76.52              | Coarse   | 69.70              | 84.11 |
| DEND1/2  | 1/2"          | 7/8"   | 1/4"  | 2-5/8" | Regular | 62.81    | 76.52              | Coarse   | 69.70              | 84.11 |
| DENE1/2  | 1/2"          | 1"     | 1/4"  | 2-3/4" | Regular | 62.81    | 76.52              | Coarse   | 69.70              | 84.11 |
| DENF1/2  | 1/2"          | 7/16"  | 1/4"  | 2-1/4" | Regular | 62.81    | 76.52              | Coarse   | 69.70              | 84.11 |

CUTTING EDGE TOLERANCE  $\pm 0.005$ in  
 1/4in SHANK TOLERANCE  $+0.0000/-0.0005$ in

The above burs are available with Power<sup>T</sup> coating. Append -2 for Power<sup>T</sup>



## Bench Lathe Series

### 3/8" Cut Diameter (OD)



### 1/2" Cut Diameter (OD)



Our ISO bur offering includes a wide array of bur shapes and sizes, including a standard numbering system to help identify burs.

# ISO BURS

## ISO Burs

One of the most common numbering systems is ISO (International Standards Organization). You will also find our MasterCut Dental color-coded band system helpful when identifying burs.

Our ISO burs feature a two-piece construction, consisting of tungsten carbide heads and corrosion resistant stainless-steel shanks (not recommended for autoclaving).

Optional coatings are available, see page 40.

Burs shown are right hand burs, except several left- hand burs, noted accordingly.



## Very Fine

Yellow Band

### For fine, difficult work in the following applications:

- Titanium Implant Abutments - trim and contour
- Soft Acrylic Denture Reline - trim
- Acrylic Appliances – trim



## Fine

Red Band

### For fine, difficult work in the following applications:

- Porcelain to Metal Margins - fine adjustments
- Precision Metal - crowns and bridges- finishing prior to veneering
- Non-Precious Metal - crowns and bridges
- Titanium and titanium alloys- fine adjustments



## Medium

Blue Band

### For speedy work in the following applications:

- Hard Acrylic - trimming dentures, trays, temporary restorations
- Composite - trimming temporary appliance and restorations
- Plaster & Stone - trimming models and dies
- Chrome Cobalt - trimming partial dental framework
- Metal Alloy - trimming crown and bridge metal substructures



## Coarse

Green Band

### For extensive trimming in the following applications:

- Ceramic Restorations - trim and finish
- Composite Restorations - trim and finish
- Acrylic Appliances - trim and contour
- Soft acrylic dentures- reline and trim
- Titanium implant abutment- trim and contour



## Very Coarse

Black Band

### For bulk reductions in the following applications:

- Hard Acrylic - bulk reduction, trim and finish
- Composite - bulk reduction, trim and finish
- Cobalt Chrome - bulk reduction, trim and finish
- Metal Alloy - bulk reduction, trim and finish

## Very Fine Double Cut ISO 110

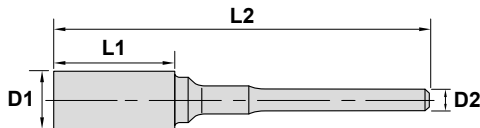
| Part No.   | Head Dia. (mm) | LOC (mm) | Shank (mm) | OAL (mm) | ISO Cut | Shape               | \$/US |
|------------|----------------|----------|------------|----------|---------|---------------------|-------|
|            | D1             | L1       | D2         | L2       |         |                     |       |
| D277110014 | 1.4            | 2.9      | 2.35       | 44.5     | 110     | Egg                 | 21.72 |
| D289110023 | 2.3            | 8        | 2.35       | 44.5     | 110     | Torpedo Cylindrical | 21.72 |

CUTTING EDGE TOLERANCE < 3mm  $\pm 0.1\text{mm}$   
 CUTTING EDGE TOLERANCE > 3mm  $\pm 0.3\text{mm}$   
 2.35mm SHANK TOLERANCE +0.000/-0.013mm

## Fine Diamond Cut ISO 141

| Part No.   | Head Dia. (mm) | LOC (mm) | Shank (mm) | OAL (mm) | ISO Cut | Shape                               | \$/US |
|------------|----------------|----------|------------|----------|---------|-------------------------------------|-------|
|            | D1             | L1       | D2         | L2       |         |                                     |       |
| D141141023 | 2.3            | 8        | 2.35       | 44.5     | 141     | Cylindrical Domed End               | 21.72 |
| D198141023 | 2.3            | 8        | 2.35       | 44.5     | 141     | Conical Domed End (Neck)            | 21.72 |
| D199141023 | 2.3            | 11.5     | 2.35       | 44.5     | 141     | Conical Domed End (No Neck)         | 21.72 |
| D200141040 | 4              | 13       | 2.35       | 51       | 141     | Conical Domed End                   | 28.08 |
| D219141016 | 1.6            | 8        | 2.35       | 44.5     | 141     | Conical Domed End Side-Cutting Only | 21.72 |
| D289141023 | 2.3            | 8        | 2.35       | 44.5     | 141     | Torpedo Cylindrical (Neck)          | 21.72 |
| D292141023 | 2.3            | 15       | 2.35       | 44.5     | 141     | Torpedo Cylindrical (No Neck)       | 21.72 |

CUTTING EDGE TOLERANCE < 3mm  $\pm 0.1\text{mm}$   
 CUTTING EDGE TOLERANCE > 3mm  $\pm 0.3\text{mm}$   
 2.35mm SHANK TOLERANCE +0.000/-0.013mm





## Very Fine Double Cut ISO 110



## Fine Diamond Cut ISO 141



## Fine Double Cut ISO 140

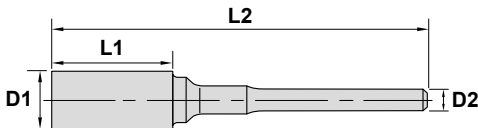
| Part No.   | Head Dia. (mm) | LOC (mm) | Shank (mm) | OAL (mm) | ISO Cut | Shape                         | \$/US |
|------------|----------------|----------|------------|----------|---------|-------------------------------|-------|
|            | D1             | L1       | D2         | L2       |         |                               |       |
| D141140023 | 2.3            | 8        | 2.35       | 44.5     | 140     | Cylindrical Domed End         | 21.72 |
| D144140023 | 2.3            | 15       | 2.35       | 44.5     | 140     | Cylindrical Domed End         | 21.72 |
| D187140023 | 2.3            | 15       | 2.35       | 44.5     | 140     | Conical Side-Cutting Only     | 21.72 |
| D187140060 | 6              | 14       | 2.35       | 52       | 140     | Conical Side-Cutting Only     | 28.08 |
| D198140023 | 2.3            | 8        | 2.35       | 44.5     | 140     | Conical Domed End (Neck)      | 21.72 |
| D199140023 | 2.3            | 11.5     | 2.35       | 44.5     | 140     | Conical Domed End (No Neck)   | 21.72 |
| D199140031 | 3.1            | 11.5     | 2.35       | 44.5     | 140     | Conical Domed End             | 28.08 |
| D200140040 | 4              | 13       | 2.35       | 51       | 140     | Conical Domed End             | 28.08 |
| D200140045 | 4.5            | 13       | 2.35       | 51       | 140     | Conical Domed End             | 28.08 |
| D200140060 | 6              | 13       | 2.35       | 51       | 140     | Conical Domed End             | 28.08 |
| D201140060 | 6              | 14       | 2.35       | 52       | 140     | Conical Domed End             | 28.08 |
| D237140023 | 2.3            | 5.5      | 2.35       | 44.5     | 140     | Pear                          | 28.08 |
| D237140029 | 2.9            | 5.5      | 2.35       | 44.5     | 140     | Pear                          | 28.08 |
| D257140060 | 6              | 12       | 2.35       | 50       | 140     | Bud Slender                   | 28.08 |
| D275140060 | 6              | 14       | 2.35       | 52       | 140     | Bullet                        | 28.08 |
| D277140023 | 2.3            | 3.8      | 2.35       | 44.5     | 140     | Egg                           | 21.72 |
| D289140023 | 2.3            | 8        | 2.35       | 44.5     | 140     | Torpedo Cylindrical (Neck)    | 21.72 |
| D292140023 | 2.3            | 15       | 2.35       | 44.5     | 140     | Torpedo Cylindrical (No Neck) | 21.72 |

CUTTING EDGE TOLERANCE < 3mm  $\pm 0.1\text{mm}$   
 CUTTING EDGE TOLERANCE > 3mm  $\pm 0.3\text{mm}$   
 2.35mm SHANK TOLERANCE +0.000/-0.013mm

## Fine Double Left Cut ISO 142

| Part No.   | Head Dia. (mm) | LOC (mm) | Shank (mm) | OAL (mm) | ISO Cut | Shape                                                                                              | \$/US |
|------------|----------------|----------|------------|----------|---------|----------------------------------------------------------------------------------------------------|-------|
|            | D1             | L1       | D2         | L2       |         |                                                                                                    |       |
| D200142040 | 4              | 13       | 2.35       | 51       | 142     | Conical Domed End <span style="background-color: red; color: white; padding: 2px;">LEFT CUT</span> | 28.08 |

CUTTING EDGE TOLERANCE < 3mm  $\pm 0.1\text{mm}$   
 CUTTING EDGE TOLERANCE > 3mm  $\pm 0.3\text{mm}$   
 2.35mm SHANK TOLERANCE +0.000/-0.013mm



## Fine Double Cut ISO 140



## Fine Double Left Cut ISO 142



## Fine Double Upcut with Chipbreaker ISO 145

| Part No.   | Head Dia. (mm) | LOC (mm) | Shank (mm) | OAL (mm) | ISO Cut | Shape                      | \$/US |
|------------|----------------|----------|------------|----------|---------|----------------------------|-------|
|            | D1             | L1       | D2         | L2       |         |                            |       |
| D141145023 | 2.3            | 8        | 2.35       | 44.5     | 145     | Cylindrical Domed End      | 21.72 |
| D198145023 | 2.3            | 8        | 2.35       | 44.5     | 145     | Conical Domed End (Neck)   | 21.72 |
| D200145040 | 4              | 13       | 2.35       | 51       | 145     | Conical Domed End          | 28.08 |
| D200145060 | 6              | 13       | 2.35       | 51       | 145     | Conical Domed End          | 28.08 |
| D237145023 | 2.3            | 5.5      | 2.35       | 44.5     | 145     | Pear                       | 21.72 |
| D273145040 | 4              | 9        | 2.35       | 47       | 145     | Bullet                     | 28.08 |
| D275145060 | 6              | 14       | 2.35       | 52       | 145     | Bullet                     | 28.08 |
| D277145014 | 1.4            | 2.9      | 2.35       | 44.5     | 145     | Egg                        | 21.72 |
| D289145023 | 2.3            | 8        | 2.35       | 44.5     | 145     | Torpedo Cylindrical (Neck) | 21.72 |

CUTTING EDGE TOLERANCE < 3mm  $\pm 0.1\text{mm}$   
 CUTTING EDGE TOLERANCE > 3mm  $\pm 0.3\text{mm}$   
 2.35mm SHANK TOLERANCE +0.000/-0.013mm

## Fine Straight Cut with Chipbreaker ISO 132

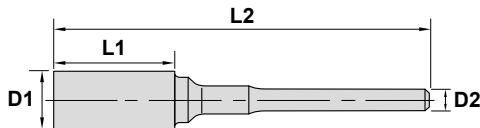
| Part No.   | Head Dia. (mm) | LOC (mm) | Shank (mm) | OAL (mm) | ISO Cut | Shape                      | \$/US |
|------------|----------------|----------|------------|----------|---------|----------------------------|-------|
|            | D1             | L1       | D2         | L2       |         |                            |       |
| D141132023 | 2.3            | 8        | 2.35       | 44.5     | 132     | Cylindrical Domed End      | 28.08 |
| D200132040 | 4              | 13       | 2.35       | 51       | 132     | Conical Domed End          | 28.08 |
| D275132060 | 6              | 14       | 2.35       | 52       | 132     | Bullet                     | 21.72 |
| D289132023 | 2.3            | 8        | 2.35       | 44.5     | 132     | Torpedo Cylindrical (Neck) | 21.72 |

CUTTING EDGE TOLERANCE < 3mm  $\pm 0.1\text{mm}$   
 CUTTING EDGE TOLERANCE > 3mm  $\pm 0.3\text{mm}$   
 2.35mm SHANK TOLERANCE +0.000/-0.013mm

## Fine Double Upcut ISO 144

| Part No.   | Head Dia. (mm) | LOC (mm) | Shank (mm) | OAL (mm) | ISO Cut | Shape                      | \$/US |
|------------|----------------|----------|------------|----------|---------|----------------------------|-------|
|            | D1             | L1       | D2         | L2       |         |                            |       |
| D198144023 | 2.3            | 8        | 2.35       | 44.5     | 144     | Conical Domed End (Neck)   | 21.72 |
| D289144023 | 2.3            | 8        | 2.35       | 44.5     | 144     | Torpedo Cylindrical (Neck) | 21.72 |

CUTTING EDGE TOLERANCE < 3mm  $\pm 0.1\text{mm}$   
 CUTTING EDGE TOLERANCE > 3mm  $\pm 0.3\text{mm}$   
 2.35mm SHANK TOLERANCE +0.000/-0.013mm



## Fine Double Upcut with Chipbreaker ISO 145



## Fine Straight Cut with Chipbreaker ISO 132



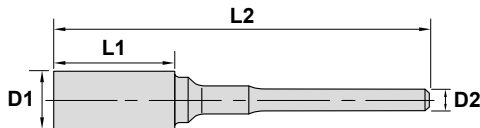
## Fine Double Upcut ISO 144



# Medium Single Cut ISO 175

| Part No.    | Head Dia. (mm) | LOC (mm) | Shank (mm) | OAL (mm) | ISO Cut | Shape                       | \$/US |
|-------------|----------------|----------|------------|----------|---------|-----------------------------|-------|
|             | D1             | L1       | D2         | L2       |         |                             |       |
| D001175016  | 1.6            | 1.4      | 2.35       | 44.5     | 175     | Ball                        | 21.72 |
| D001175050  | 5              | 4.5      | 2.35       | 42.5     | 175     | Ball                        | 28.08 |
| D143175060  | 6              | 13       | 2.35       | 51       | 175     | Cylindrical Domed End       | 28.08 |
| D187175023  | 2.3            | 15       | 2.35       | 44.5     | 175     | Conical Side-Cutting Only   | 21.72 |
| D199175023  | 2.3            | 11.5     | 2.35       | 44.5     | 175     | Conical Domed End (No Neck) | 21.72 |
| D199175031  | 3.1            | 11.5     | 2.35       | 44.5     | 175     | Conical Domed End           | 28.08 |
| D200175040  | 4              | 13       | 2.35       | 51       | 175     | Conical Domed End           | 28.08 |
| D200175045  | 4.5            | 13       | 2.35       | 51       | 175     | Conical Domed End           | 28.08 |
| D200175050  | 5              | 13       | 2.35       | 51       | 175     | Conical Domed End           | 28.08 |
| D200175060  | 6              | 13       | 2.35       | 51       | 175     | Conical Domed End           | 28.08 |
| D200175070  | 7              | 13       | 2.35       | 51       | 175     | Conical Domed End           | 28.08 |
| D201175060R | 6              | 14       | 2.35       | 52       | 175     | Conical Domed End           | 28.08 |
| D201175060  | 6              | 14       | 2.35       | 52       | 175     | Conical Domed End           | 28.08 |
| D201175070  | 7              | 14       | 2.35       | 52       | 175     | Conical Domed End           | 28.08 |
| D237175060  | 6              | 11       | 2.35       | 49       | 175     | Pear                        | 28.08 |
| D257175023  | 2.3            | 6        | 2.35       | 44.5     | 175     | Bud Slender                 | 21.72 |
| D257175060  | 6              | 12       | 2.35       | 50       | 175     | Bud Slender                 | 28.08 |
| D275175060  | 6              | 14       | 2.35       | 52       | 175     | Bullet                      | 28.08 |
| D275175070  | 7              | 14       | 2.35       | 52       | 175     | Bullet                      | 28.08 |
| D277175060  | 6              | 10       | 2.35       | 48       | 175     | Egg                         | 28.08 |

CUTTING EDGE TOLERANCE < 3mm  $\pm 0.1$ mm  
 CUTTING EDGE TOLERANCE > 3mm  $\pm 0.3$ mm  
 2.35mm SHANK TOLERANCE +0.000/-0.013mm



# Medium Single Cut ISO 175



D001175016



D001175050



D143175060



D187175023



D199175023



D199175031



D200175040



D200175045



D200175050



D200175060



D200175070



D201175060R



D201175060



D201175070



D237175060



D257175023



D257175060



D275175060



D275175070

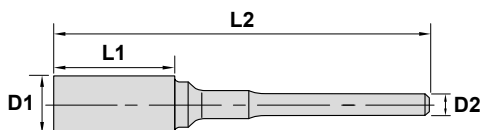


D277175060

# Medium Double Cut ISO 190

| Part No.    | Head Dia. (mm) | LOC (mm) | Shank (mm) | OAL (mm) | ISO Cut | Shape                            | \$/US |
|-------------|----------------|----------|------------|----------|---------|----------------------------------|-------|
|             | D1             | L1       | D2         | L2       |         |                                  |       |
| D001190014  | 1.4            | 1.25     | 2.35       | 44.5     | 190     | Ball                             | 21.72 |
| D001190023  | 2.3            | 2.1      | 2.35       | 44.5     | 190     | Ball                             | 21.72 |
| D001190027  | 2.7            | 2.5      | 2.35       | 44.5     | 190     | Ball                             | 28.08 |
| D001190031  | 3.1            | 2.6      | 2.35       | 44.5     | 190     | Ball                             | 28.08 |
| D001190040  | 4              | 3.5      | 2.35       | 41.5     | 190     | Ball                             | 28.08 |
| D001190050  | 5              | 4.5      | 2.35       | 42.5     | 190     | Ball                             | 28.08 |
| D001190060  | 6              | 5.5      | 2.35       | 43.5     | 190     | Ball                             | 28.08 |
| D001190070  | 7              | 6.5      | 2.35       | 44.5     | 190     | Ball                             | 28.08 |
| D123190023  | 2.3            | 15       | 2.35       | 44.5     | 190     | Cylindrical Side-Cutting Only    | 21.72 |
| D143190060  | 6              | 13       | 2.35       | 51       | 190     | Cylindrical Domed End            | 28.08 |
| D144190023  | 2.3            | 15       | 2.35       | 44.5     | 190     | Cylindrical Domed End            | 21.72 |
| D187190023  | 2.3            | 15       | 2.35       | 44.5     | 190     | Conical Side-Cutting Only        | 21.72 |
| D198190023  | 2.3            | 8        | 2.35       | 44.5     | 190     | Conical Domed End (Neck)         | 28.08 |
| D198190040  | 4              | 8        | 2.35       | 46       | 190     | Conical Domed                    | 28.08 |
| D199190023  | 2.3            | 11.5     | 2.35       | 44.5     | 190     | Conical Domed End (No Neck)      | 21.72 |
| D199190031  | 3.1            | 11.5     | 2.35       | 44.5     | 190     | Conical Domed End                | 28.08 |
| D200190040  | 4              | 13       | 2.35       | 51       | 190     | Conical Domed End                | 28.08 |
| D200190045  | 4.5            | 13       | 2.35       | 51       | 190     | Conical Domed End                | 28.08 |
| D200190050  | 5              | 13       | 2.35       | 51       | 190     | Conical Domed End                | 28.08 |
| D200190060  | 6              | 13       | 2.35       | 51       | 190     | Conical Domed End                | 28.08 |
| D200190070  | 7              | 13       | 2.35       | 51       | 190     | Conical Domed End                | 28.08 |
| D201190060R | 6              | 14       | 2.35       | 52       | 190     | Conical Domed End                | 28.08 |
| D201190060  | 6              | 14       | 2.35       | 52       | 190     | Conical Domed End                | 28.08 |
| D225190016  | 1.6            | 4        | 2.35       | 44.5     | 190     | Inverted Conical                 | 21.72 |
| D225190023  | 2.3            | 5.5      | 2.35       | 44.5     | 190     | Inverted Conical                 | 28.08 |
| D225190060  | 6              | 8        | 2.35       | 46       | 190     | Inverted Conical                 | 28.08 |
| D237190060  | 6              | 11       | 2.35       | 49       | 190     | Pear                             | 28.08 |
| D237190023  | 2.3            | 5.5      | 2.35       | 44.5     | 190     | Pear                             | 21.72 |
| D237190029  | 2.9            | 5.5      | 2.35       | 44.5     | 190     | Pear                             | 28.08 |
| D237190040  | 4              | 9        | 2.35       | 47       | 190     | Pear                             | 28.08 |
| D257190023  | 2.3            | 6        | 2.35       | 44.5     | 190     | Bud Slender                      | 21.72 |
| D257190040  | 4              | 9        | 2.35       | 47       | 190     | Bud Slender                      | 28.08 |
| D257190060  | 6              | 12       | 2.35       | 50       | 190     | Bud Slender                      | 28.08 |
| D273190040  | 4              | 9        | 2.35       | 47       | 190     | Bullet                           | 28.08 |
| D275190040  | 4              | 13       | 2.35       | 51       | 190     | Bullet                           | 28.08 |
| D275190060  | 6              | 14       | 2.35       | 52       | 190     | Bullet                           | 28.08 |
| D275190070  | 7              | 14       | 2.35       | 52       | 190     | Bullet                           | 28.08 |
| D277190023  | 2.3            | 3.8      | 2.35       | 44.5     | 190     | Egg                              | 21.72 |
| D277190040  | 4              | 6        | 2.35       | 44       | 190     | Egg                              | 28.08 |
| D277190060  | 6              | 10       | 2.35       | 48       | 190     | Egg                              | 28.08 |
| D289190023  | 2.3            | 8        | 2.35       | 44.5     | 190     | Torpedo Cylindrical (Neck)       | 21.72 |
| D292190023  | 2.3            | 15       | 2.35       | 44.5     | 190     | Torpedo Cylindrical (No Neck)    | 21.72 |
| D110190040  | 4              | 6        | 2.35       | 44       | 190     | Cylindrical Side and End-Cutting | 28.08 |

CUTTING EDGE TOLERANCE < 3mm  $\pm 0.1\text{mm}$   
 CUTTING EDGE TOLERANCE > 3mm  $\pm 0.3\text{mm}$   
 2.35mm SHANK TOLERANCE  $+0.000/-0.013\text{mm}$





# Medium Double Cut ISO 190



## Medium Double Left Cut ISO 192

| Part No.   | Head Dia. (mm) | LOC (mm) | Shank (mm) | OAL (mm) | ISO Cut | Shape                                                                                      | \$US  |
|------------|----------------|----------|------------|----------|---------|--------------------------------------------------------------------------------------------|-------|
|            | D1             | L1       | D2         | L2       |         |                                                                                            |       |
| D199192023 | 2.3            | 11.5     | 2.35       | 44.5     | 192     | Conical Domed End (No Neck) <span style="color: red; font-weight: bold;">LEFT CUT</span>   | 21.72 |
| D200192040 | 4              | 13       | 2.35       | 51       | 192     | Conical Domed End <span style="color: red; font-weight: bold;">LEFT CUT</span>             | 28.08 |
| D292192023 | 2.3            | 15       | 2.35       | 44.5     | 192     | Torpedo Cylindrical (No Neck) <span style="color: red; font-weight: bold;">LEFT CUT</span> | 28.08 |

CUTTING EDGE TOLERANCE < 3mm  $\pm 0.1\text{mm}$   
 CUTTING EDGE TOLERANCE > 3mm  $\pm 0.3\text{mm}$   
 2.35mm SHANK TOLERANCE  $+0.000/-0.013\text{mm}$

## Medium Straight Cut With Chipbreaker ISO 172

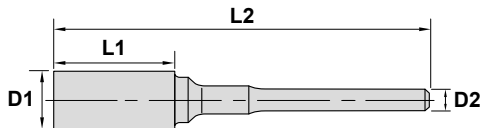
| Part No.   | Head Dia. (mm) | LOC (mm) | Shank (mm) | OAL (mm) | ISO Cut | Shape                       | \$US  |
|------------|----------------|----------|------------|----------|---------|-----------------------------|-------|
|            | D1             | L1       | D2         | L2       |         |                             |       |
| D199172023 | 2.3            | 11.5     | 2.35       | 44.5     | 172     | Conical Domed End (No Neck) | 21.72 |
| D200172040 | 4              | 13       | 2.35       | 51       | 172     | Conical Domed End           | 28.08 |
| D200172060 | 6              | 13       | 2.35       | 51       | 172     | Conical Domed End           | 28.08 |
| D200172070 | 7              | 13       | 2.35       | 51       | 172     | Conical Domed End           | 28.08 |
| D201172070 | 7              | 14       | 2.35       | 52       | 172     | Conical Domed End           | 28.08 |
| D275172060 | 6              | 14       | 2.35       | 52       | 172     | Bullet                      | 28.08 |

CUTTING EDGE TOLERANCE < 3mm  $\pm 0.1\text{mm}$   
 CUTTING EDGE TOLERANCE > 3mm  $\pm 0.3\text{mm}$   
 2.35mm SHANK TOLERANCE  $+0.000/-0.013\text{mm}$

## Medium Single Cut With Chipbreaker ISO 176

| Part No.   | Head Dia. (mm) | LOC (mm) | Shank (mm) | OAL (mm) | ISO Cut | Shape             | \$US  |
|------------|----------------|----------|------------|----------|---------|-------------------|-------|
|            | D1             | L1       | D2         | L2       |         |                   |       |
| D200176040 | 4              | 13       | 2.35       | 51       | 176     | Conical Domed End | 28.08 |
| D200176060 | 6              | 13       | 2.35       | 51       | 176     | Conical Domed End | 28.08 |
| D272176016 | 1.6            | 3.5      | 2.35       | 44.5     | 176     | Bullet            | 21.72 |
| D275176060 | 6              | 14       | 2.35       | 52       | 176     | Bullet            | 28.08 |

CUTTING EDGE TOLERANCE < 3mm  $\pm 0.1\text{mm}$   
 CUTTING EDGE TOLERANCE > 3mm  $\pm 0.3\text{mm}$   
 2.35mm SHANK TOLERANCE  $+0.000/-0.013\text{mm}$



## Medium Double Left Cut ISO 192



## Medium Straight Cut With Chipbreaker ISO 172



## Medium Single Cut With Chipbreaker ISO 176



## Coarse Single Cut ISO 215

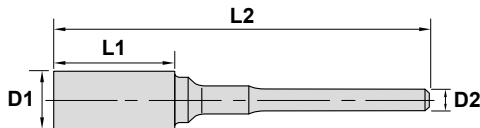
| Part No.   | Head Dia. (mm) | LOC (mm) | Shank (mm) | OAL (mm) | ISO Cut | Shape                 | \$US  |
|------------|----------------|----------|------------|----------|---------|-----------------------|-------|
|            | D1             | L1       | D2         | L2       |         |                       |       |
| D143215060 | 6              | 13       | 2.35       | 51       | 215     | Cylindrical Domed End | 28.08 |
| D143215070 | 7              | 13       | 2.35       | 51       | 215     | Cylindrical Domed End | 28.08 |
| D200215045 | 4.5            | 13       | 2.35       | 51       | 215     | Conical Domed End     | 28.08 |
| D200215050 | 5              | 13       | 2.35       | 51       | 215     | Conical Domed End     | 28.08 |
| D200215070 | 7              | 13       | 2.35       | 51       | 215     | Conical Domed End     | 28.08 |
| D200215060 | 6              | 13       | 2.35       | 51       | 215     | Conical Domed End     | 28.08 |
| D257215060 | 6              | 12       | 2.35       | 50       | 215     | Bud Slender           | 28.08 |
| D275215060 | 6              | 14       | 2.35       | 52       | 215     | Bullet                | 28.08 |

CUTTING EDGE TOLERANCE < 3mm  $\pm 0.1$ mm  
 CUTTING EDGE TOLERANCE > 3mm  $\pm 0.3$ mm  
 2.35mm SHANK TOLERANCE +0.000/-0.013mm

## Coarse Double Cut ISO 220

| Part No.   | Head Dia. (mm) | LOC (mm) | Shank (mm) | OAL (mm) | ISO Cut | Shape                 | \$US  |
|------------|----------------|----------|------------|----------|---------|-----------------------|-------|
|            | D1             | L1       | D2         | L2       |         |                       |       |
| D143220060 | 6              | 13       | 2.35       | 51       | 220     | Cylindrical Domed End | 28.08 |
| D200220045 | 4.5            | 13       | 2.35       | 51       | 220     | Conical Domed End     | 28.08 |
| D200220050 | 5              | 13       | 2.35       | 51       | 220     | Conical Domed End     | 28.08 |
| D200220060 | 6              | 13       | 2.35       | 51       | 220     | Conical Domed End     | 28.08 |
| D200220070 | 7              | 13       | 2.35       | 51       | 220     | Conical Domed End     | 28.08 |
| D201220060 | 6              | 14       | 2.35       | 52       | 220     | Conical Domed End     | 28.08 |
| D201220070 | 7              | 14       | 2.35       | 52       | 220     | Conical Domed End     | 28.08 |
| D237220060 | 6              | 11       | 2.35       | 49       | 220     | Pear                  | 28.08 |
| D257220060 | 6              | 12       | 2.35       | 50       | 220     | Bud Slender           | 28.08 |
| D275220060 | 6              | 14       | 2.35       | 52       | 220     | Bullet                | 28.08 |

CUTTING EDGE TOLERANCE < 3mm  $\pm 0.1$ mm  
 CUTTING EDGE TOLERANCE > 3mm  $\pm 0.3$ mm  
 2.35mm SHANK TOLERANCE +0.000/-0.013mm



## Coarse Single Cut ISO 215



D143215060



D143215070



D200215045



D200215050



D200215070



D200215060



D257215060



D275215060

## Coarse Double Cut ISO 220



D143220060



D200220045



D200220050



D200220060



D200220070



D201220060



D201220070



D237220060



D257220060

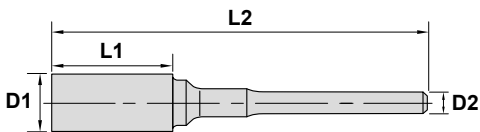


D275220060

# Very Coarse Double Cut ISO 223

| Part No.   | Head Dia.<br>(mm) | LOC (mm) | Shank<br>(mm) | OAL (mm) | ISO Cut | Shape             | SUS   |
|------------|-------------------|----------|---------------|----------|---------|-------------------|-------|
|            | D1                | L1       | D2            | L2       |         |                   |       |
| D200223050 | 5                 | 13       | 2.35          | 51       | 223     | Conical Domed End | 28.08 |
| D201223070 | 7                 | 14       | 2.35          | 52       | 223     | Conical Domed End | 28.08 |

CUTTING EDGE TOLERANCE < 3mm  $\pm 0.1\text{mm}$   
 CUTTING EDGE TOLERANCE > 3mm  $\pm 0.3\text{mm}$   
 2.35mm SHANK TOLERANCE  $+0.000/-0.013\text{mm}$



## Very Coarse Double Cut ISO 223



## Terms and Conditions

### To Order

Online: [www.mastercutdental.com](http://www.mastercutdental.com)

Email: Submit a Purchase Order to sales@mastercutdental.com and please specify Quantity and Part Numbers.

### Standard Payment Terms

International customers: Prepaid

US customers: Credit Cards are accepted for all purchases. 30-day net available, pending credit approval. Invoices are past due after 30 days from billing date.

**Freight:** Freight is F.O.B. Origin. MasterCut Dental Tools offers daily service with FedEx and UPS. We are also happy to utilize any freight carrier when shipping on a third-party account, with no additional handling fee.

### Return Policy

We do not accept returns on items not maintained in stock. Returns are subject to a 25% re-stocking fee. Items must be returned in original packaging. No returns on specials. No returns will be accepted beyond 2 months from date of shipment.

# MasterCut

Dental Tools

965 Harbor Lake Drive  
Safety Harbor, Florida 34695  
(833) Buy-Burs (833) 289-2877  
[www.mastercutdental.com](http://www.mastercutdental.com)  
[sales@mastercutdental.com](mailto:sales@mastercutdental.com)

